本说明书内的各种尺寸、形状只作参考之用，与产品的实际尺寸、形状和比例可能有差异。说明书版权所有，不得翻印。

All the pictures and sizes in this manual serve as references, not the exact products. All rights reserved. No part of this work may be reproduced in any means without permission in writing from the producer.

慈溪市千义液压件有限公司
NINGBO QIANYI PNEUMATIC & HYDRAULIC CO.,LTD.
地址: 浙江省慈溪市坎墩工业园区顺泰路515号
Address: Industry Zone, Kandun Town,Cixi,Ningbo China
Tel: +86-574-63222602 Fax:+86-574-63222605
E-mail: qpefittings@263.net qianyi@263.net (国内业务)
E-mail: qpefittings@hotmail.com (Exporting business)
E-mail: xltfittings@263.net (Exporting business)
http: //www.qpefittings.com
http: //www.ningboqianyi.com
http: //www.quickcouplings.com.cn

English website

中文网址二微码

QPE®

快速接头制造商



慈溪市千义液压件有限公司
NINGBO QIANYI PNEUMATIC & HYDRAULIC CO.,LTD.

公 司 简 介

ENTERPRISE INTRODUCTION

宁波千义液压件有限公司（QPE）是一家专业生产液压快速接头、气动快速接头、气动管接头的制造企业。公司成立于2003年，现在我们在制造液压和气动配件上已形成英制和公制两大生产体系，公司将成为中国最大的液压和气动件制造商之一。

由熟练工人组成的技术生产团队对研发、质量控制、生产、设计全过程参与。可以制造出根据客户要求的任何特殊的气动及液压配件。公司还可以提供OEM合作，并已经通过了ISO9001国际质量体系的认证。

本公司生产的产品质优价廉，有较强的竞争力，性价比高，产品现已出口许多国家。如美国，英国，德国，荷兰，意大利，土耳其，南非和东南亚等。我们期待着和全球的客户和朋友携手合作，共同发展。

订购QPE品牌产品是很容易的。给我们一个电话，传真或电子邮件，您将获得更多的细节。我们会竭诚为您提供服务和满足您的多种需求。

我们的物流安全，迅速。还等什么呢！立即行动吧！

Ningbo Qiany Pneumatic & Hydraulic Co.,ltd(QPE)is specialized in Hydraulic&Pneumatic couplings and fittings.We are manufacturing fittings with both Inch and Metric measurement system.And our factory established in 2003,now our factory become one of the largest manufacturers of pneumatic & hydraulic couplings and fittings in China.

We have a technical team with skilled workers who are able to the whole course of R&D,Quality Controls,production, Designing.And we can manufacturing any special pneumatic & hydraulic fittings upon customers'request.And we also can supply OEM.And we have passed ISO9001 standard.

Our factory follows competitive price and good quality,has been exported many countries.Such as United States,UK, Germany,Holland,Italy,Turkey,South Africa and South East etc.we are looking forward to enjoying prosperity with friends all over the world.

Ordering from QPE is very easy.Give us a telephone,fax or email,you will get more details.We will serve you with our pleasure and will try our best to meet your varieties of demands.

Our delivery will be safe and prompt.Act immediately!











关于快速接头使用的注意事项

在使用快速接头时，请务必遵守下列事项，另外有疑问的地方，请向您购买此商品的代理商或我公司咨询。

在使用QPE 接头前，请先阅读以下 6 点建议：

- 请设计某种用于安全保护的系统或设备（例如泄压装置，超油量压力装置等），即使在某零件由于操作不当而出现问题，也不会导致严重人身及财产的损害。
- 请在快速接头额度的工作压力下进行运作。
- 确保接头的零部件或密封件与其流体兼容。
- 切勿在压力下拆卸接头，除非该接头具备压力下安全拆卸的功能。
- 避免外力迫使接头拉长，侧向负荷，剧烈震动或猛力敲打等。
- 若 QPE 接头与其它厂家连接器或软管搭配使用，切勿超出接头最低额定的工作压力。

SAFETY GUIDE FOR USING QUICK COUPLINGS

This safety guide provides instructions for using quick coupling,it is important that you read and follow the following instructions.For any other questions,please contact with dealer or our company.

Thus the following is essential and utmost important:

- Do not pressurize couplings beyond their rated operating pressure.
- Ensure compatibility of components and seals with the fluid being conveyed.
- Do not disconnect couplings under pressure unless utilizing couplings designed for that purpose.
- Avoid extemal forces acting on the couplings such as tensile, side loads or vibration.
- Do not exceed the lowest pressure rating of any of the components used, when using couplings with other manufacturers’adapters, hoses, etc.

Or else rupture, accidental disconnection, premature failure, system damage, leakage of fluids which may be flammable, toxic, at extreme temperatures or otherwise harmful may result.

In all cases of doubt, please do not hesitate to contact us and we will supply you with detailed instructions concerning maintenance and installation.

目录Contents



液压快速接头
Hydraulic Quick Couplings

P01	KZE	ISO 7241 A 系列开闭式液压快速接头(碳钢) ISO 7241 A SERIES HYDRAULIC QUICK COUPLINGS(STEEL)
P03	KZEB	ISO 7241 A 系列开闭式液压快速接头(钢球) ISO 7241 A SERIES HYDRAULIC QUICK COUPLINGS(STEEL BALL)
P05	KZESS	ISO 7241 A 系列开闭式液压快速接头(不锈钢) ISO 7241 A SERIES HYDRAULIC QUICK COUPLINGS(STAINLESS STEEL)
P07	KZB	ISO 7241 B 系列开闭式液压快速接头(碳钢) ISO 7241 B SERIES HYDRAULIC QUICK COUPLINGS(STEEL)
P10	KZD	ISO 7241 B 系列开闭式液压快速接头(铜) ISO 7241 B SERIES HYDRAULIC QUICK COUPLINGS(BRASS)
P13	KZBSS	ISO 7241 B 系列开闭式液压快速接头(不锈钢) ISO 7241 B SERIES HYDRAULIC QUICK COUPLINGS(STAINLESS STEEL)
P16	KPC	派克4000系列开闭式液压快速接头(碳钢) DOUBLE SHUT-OFF COUPLINGS WITH HARDEND STEEL POPPETS(STEEL)/ PIONEER 4000 SERIES INTERCHANGE
P18	KZA	推拉式液压快速接头(碳钢) PUSH AND PULL TYPE HYDRAULIC QUICK COUPLINGS(STEEL)
P22	KZAF	带压式液压快速接头(碳钢) CONNECT UNDER PRESSURE TYPE HYDRAULIC QUICK COUPLINGS(STEEL)
P23	KZAV	带压式液压快速接头(碳钢) CONNECT UNDER PRESSURE TYPE HYDRAULIC QUICK COUPLINGS(STEEL)
P24	QNPV	带压式液压快速接头(碳钢) CONNECT UNDER PRESSURE TYPE HYDRAULIC QUICK COUPLINGS(STEEL)
P25	KNV	美式液压快速接头(碳钢) HYDRAULIC QUICK COUPLINGS(STEEL)
P27	KTM	开闭式液压快速接头(碳钢) HYDRAULIC QUICK COUPLING(STEEL)
P29	KTC	开闭式高压液压快速接头(碳钢) SUPER HIGH PRESSURE HYDRAULIC QUICK COUPLING(STEEL)
P30	QKEP	ISO 16028平面式液压快速接头(碳钢) FLAT FACE HYDRAULIC QUICK COUPLINGS(CARBON STEEL)/ INTERNATIONAL INTERCHANGE ISO 16028
P32	QKFH	ISO 16028平面式液压快速接头(碳钢) FLAT FACE HYDRAULIC QUICK COUPLINGS(CARBON STEEL)/ INTERNATIONAL INTERCHANGE ISO 16028
P34	QKPT	ISO 16028平面式液压快速接头(碳钢) FLAT FACE HYDRAULIC QUICK COUPLINGS(CARBON STEEL)/ INTERNATIONAL INTERCHANGE ISO 16028
P36	QKPS	ISO 16028平面式液压快速接头(不锈钢) FLAT FACE HYDRAULIC QUICK COUPLINGS(STAINLESS STEEL)/INTERNATIONAL INTERCHANGE ISO 16028
P37	QKPB	ISO 16028平面式液压快速接头(铜) FLAT FACE HYDRAULIC QUICK COUPLINGS(BRASS)/ INTERNATIONAL INTERCHANGE ISO 16028
P38	QKPH	ISO 16028平面式液压快速接头(碳钢) FLAT FACE HYDRAULIC QUICK COUPLINGS(CARBON STEEL)/ INTERNATIONAL INTERCHANGE ISO 16028
P40	QKPM	ISO 16028平面式液压快速接头(碳钢) FLAT FACE HYDRAULIC QUICK COUPLINGS(CARBON STEEL)/ INTERNATIONAL INTERCHANGE ISO 16028
P42	KDF	平头式液压快速接头(碳钢) FLAT FACE HYDRAULIC QUICK COUPLINGS(STEEL)
P44	QKTF	螺纹式液压快速接头(铜) THREAD-TO-CONNECT UNDER PRESSURE COUPLINGS(BRASS)
P46	QKTL	螺纹锁紧式液压快速接头(碳钢) THREAD LOCKED TYPE HYDRAULIC COUPLINGS(STEEL)
P48	KVV	螺纹锁紧式液压快速接头(碳钢) THREAD LOCKED TYPE HYDRAULIC COUPLINGS(STEEL)
P50	KCV	螺纹锁紧式液压快速接头(碳钢) THREAD LOCKED TYPE HYDRAULIC COUPLINGS(STEEL)

目录Contents

P54	KGW	螺纹锁紧式液压快速接头(碳钢) THREAD LOCKED TYPE HYDRAULIC COUPLINGS(STEEL)
P56	KSG	螺纹锁紧式液压快速接头(碳钢) THREAD LOCKED TYPE HYDRAULIC COUPLINGS(STEEL)
P57	KVS	螺纹锁紧式液压快速接头(碳钢) THREAD LOCKED TYPE HYDRAULIC COUPLINGS(STEEL)
P59	KSN	螺纹锁紧式液压快速接头(碳钢) THREAD LOCKED TYPE HYDRAULIC COUPLINGS(STEEL)
P61	PC	美式模具快速接头(铜) MOLD COOLANT-LINE QUICK COUPLERS/ D-M-E,PARKER AND FOSTER INTERCHANGE
P64	ST	美式开放式快速接头 STRAIGHT THROUGH COUPLINGS/ INDUSTRIAL INTERCHANGE
P66	GH	花园快速接头 GARDEN HOSE COUPLINGS
P67	KVU	液压阀门接头(碳钢、铜、不锈钢) HYDRAULIC CHECK VALVE (STEEL、BRASS、STAINLESS STEEL)



气动快速接头
Pneumatic Quick Couplings

P71	三合一气动快速接头 PNEUMATIC SINGLE SHUT-OFF UNIVERSAL SERIES ARO,TRU-FLATE,INDUSTRIAL INTERCHANGE
P72	ARO 210系列气动快速接头 PNEUMATIC SINGLE SHUT-OFF "A"Series/ARO 210 INTERCHANGE
P74	“I”系列气动快速接头 PNEUMATIC SINGLE SHUT-OFF "I"Series/INDUSTRIAL INTERCHANGE
P79	“T”系列气动快速接头 PNEUMATIC SINGLE SHUT-OFF "T" Series/PARKER (TRU-FLATE)INTERCHANGE
P82	“S”系列气动快速接头 PNEUMATIC SINGLE SHUT-OFF "S" Series/SCHRADER INTERCHANGE
P83	“L”系列气动快速接头 PNEUMATIC SINGLE SHUT-OFF "L" Series/LINCOLN INTERCHANGE
P84	“D”系列气动快速接头 PNEUMATIC SINGLE SHUT-OFF "E" Series /RECTUS SERIES 21 INTERCHANGE
P86	“E”系列气动快速接头 PNEUMATIC SINGLE SHUT-OFF "E" Series /RECTUS SERIES 21 INTERCHANGE
P89	“N”系列气动快速接头 PNEUMATIC SINGLE SHUT-OFF "N" Series /ASIA TYPE INTERCHANGE
P91	“W”系列船舶焊接 SHIP WELDING SERIES



气动接头
Pneumatic Fittings

P93	金属插入式接头 METAL PUSH-IN FITTINGS
P103	金属流量控制阀 METAL SPEED CONTROLLERS
P104	金属快拧接头 RAPID FITTINGS FOR THE PLASTIC TUBINGS
P107	卡套式接头 PIPE JOINT FITTINGS
P108	管接头 PIPE FITTINGS

Thread - 螺纹

BSP NPTF METRIC	DIN 3852-2-X ANSI B1.20.3 DIN 3852-1-X
BSP SAE METRIC	BS 5380 SAE J 1926-1 ISO 6149-1
BSP NPTF SAE METRIC	DIN 3852-2-B ANSI B1.20.3 SAE J 1926-3 ISO 6149-2
METRIC	ISO 8434-1-L
METRIC	ISO 8434-1-S
BSP METRIC	ISO/CD 8434-6 ISO 8434-6
METRIC	ISO 8434-1-L
METRIC	8434-1-L
METRIC	ISO 8434-1-L
METRIC	ISO 8434-1-S
METRIC	ISO 5676
SAE	SAE J 1453
SAE	SAE J 1453
SAE	SAE J 514
SAE	SAE J 514
BSP	ISO/CD 8434-6
BSP METRIC	DIN 3852 -11 tab. 2 DIN 3852 -11 tab. 1
BSP METRIC	DIN 3852 -2-A DIN 3852 -1-A
SAE	SAE J 1453
SAE	SAE J 514

QPE®

液 压 快 速 接 头

Hydraulic Quick Couplings






ISO 7241 A 系列开闭式液压快速接头(碳钢)

ISO 7241 A SERIES HYDRAULIC QUICK COUPLINGS(STEEL)

KZE series



技术特性	Features	特性参数	Technical Specifications
回推套筒后插入连接	Connexion by pulling back the sleeve	高性能碳钢，局部热处理强化	High grade carbon steel with heat treated wear parts
回推阴接头套筒断开	Disconnexion by pulling back the female sleeve	NBR PTFE支撑环	Polyurethane and NBR Backup ring in PTFE
锥面截止阀	Shut off by poppet valve		
不允许带压连接	Connexion under pressure not allowed	-25°C to +125°C (-13°F to +257°F)	-25°C to +100°C (-13°F to +212°F)
不允许带压断开	Disconnexion under pressure not allowed		
符合ISO 7241-1 A系列标准	Interchangeability according to ISO 7241-1 part A	按ISO 7241-2标准	According to ISO 7241-2

Fields of application 应用场合






Size 规格		Working pressure 工作压力	Flow Rate 额定流量	Burst Pressures 爆破压力		
			@ 0,2 MPa pressure drop			
mm	inch	MPa *(PSI)*	l/min *(GPM)*	MPa *(PSI)*	MPa *(PSI)*	MPa *(PSI)*
6.3	1/4"	35 *(5000)*	9 *(2.4)*	160 *(24000)*	120 *(18000)*	140 *(21000)*
10	3/8"	30 *(4500)*	30 *(7.9)*	160 *(24000)*	120 *(18000)*	140 *(21000)*
12.5	1/2"	30 *(4500)*	75 *(19.8)*	130 *(19500)*	120 *(18000)*	130 *(19500)*
20	3/4"	30 *(4500)*	180 *(47.6)*	120 *(18000)*	120 *(18000)*	120 *(18000)*
25	1"	25 *(3625)*	*270 (71.4)*	100 *(14500)*	100 *(14500)*	100 *(14500)*
31.5	1 1/4"	25 *(3625)*	330 *(87.3)*	100 *(14500)*	100 *(14500)*	100 *(14500)*
40	1 1/2"	20 *(3000)*	450 *(119)*	80 *(12000)*	80 *(12000)*	80 *(12000)*
50	2"	15 *(2250)*	900 *(238)*	60 *(9000)*	60 *(9000)*	60 *(9000)*




ISO 7241 A 系列开闭式液压快速接头(碳钢)

ISO 7241 A SERIES HYDRAULIC QUICK COUPLINGS(STEEL)

KZE series



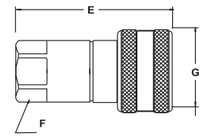

Female – 阴接头

Part No. 订货号	Thread 螺纹	E	F	G	Part No. 订货号	Thread 螺纹	E	F	G	Weight 重量	Package 盒装量
		(mm.)	(mm.)	(mm.)			(in.)	(in.)	(in.)		
KZE-02SF	G1/4	47.0	22.0	27.0	KZE-N02SF	NPT1/4	1.85	0.88	1.08		
KZE-03SF	G3/8	55.0	27.0	32.0	KZE-N03SF	NPT3/8	2.18	1.06	1.27		
KZE-04SF	G1/2	70.0	32.0	39.0	KZE-N04SF	NPT1/2	2.75	1.25	1.52		
KZE-22SF	M22X1.5	70.0	32.0	39.0	KZE-U34SF	UNF3/4	2.75	1.25	1.52		
KZE-06SF	G3/4	85.0	41.0	48.0	KZE-N06SF	NPT3/4	3.36	1.62	1.90		
KZE-08SF	G1	104.0	48.0	54.0	KZE-N08SF	NPT1	4.11	1.88	2.14		
KZE-10SF	G1 1/4	110.0	54.0	69.0	KZE-N10SF	NPT1 1/4	4.33	2.12	2.71		
KZE-12SF	G1 1/2	128.0	60.0	82.0	KZE-N12SF	NPT1 1/2	5.03	2.36	3.22		
KZE-16SF	G 2	153.0	77.0	100.0	KZE-N16SF	NPT 2	6.02	3.03	3.93		



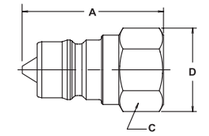

Male – 阳接头

Part No. 订货号	Thread 螺纹	A	C	D	Part No. 订货号	Thread 螺纹	A	C	D	Weight 重量	Package 盒装量
		(mm.)	(mm.)	(mm.)			(in.)	(in.)	(in.)		
KZE-02PF	G1/4	32.0	19.0	22.0	KZE-N02PF	NPT1/4	1.27	0.75	0.87		
KZE-03PF	G3/8	37.0	22.0	26.0	KZE-N03PF	NPT3/8	1.47	0.88	1.01		
KZE-04PF	G1/2	46.0	27.0	31.0	KZE-N04PF	NPT1/2	1.82	1.06	1.23		
KZE-22PF	M22X1.5	46.0	27.0	31.0	KZE-U34PF	UNF3/4	1.82	1.06	1.23		
KZE-06PF	G3/4	58.0	35.0	40.0	KZE-N06PF	NPT3/4	2.29	1.38	1.59		
KZE-08PF	G1	66.0	41.0	48.0	KZE-N08PF	NPT1	2.58	1.62	1.88		
KZE-10PF	G1 1/4	75.0	54.0	59.0	KZE-N10PF	NPT1 1/4	2.95	2.12	2.32		
KZE-12PF	G1 1/2	86.0	60.0	68.0	KZE-N12PF	NPT1 1/2	3.38	2.36	2.67		
KZE-16PF	G 2	100.0	77.0	84.0	KZE-N16PF	NPT 2	3.93	3.03	3.30		

Accessories - 附件

Size 规格		Dust protections 防尘帽			Dust protections 防尘帽		
		PVC		Aluminum	PVC		Aluminum
mm	inch	Part Number 订货号	Colour 颜色	Part Number 订货号	Part Number 订货号	Colour 颜色	Part Number 订货号
6.3	1/4	CZE-1/4			PZE-1/4		
10	3/8	CZE-3/8			PZE-3/8		
12.5	1/2	CZE-1/2			PZE-1/2		
20	3/4	CZE-3/4			PZE-3/4		
25	1	CZE-1			PZE-1		

ISO 7241 A 系列开闭式液压快速接头(钢球)

ISO 7241 A SERIES HYDRAULIC QUICK COUPLINGS(STEEL BALL)

KZEB series



技术特性	Features	特性参数	Technical Specifications
回推套筒后插入连接	Connexion by pulling back the sleeve	高性能碳钢，局部热处理强化	High grade carbon steel with heat treated wear parts
回推阴接头套筒断开	Disconnexion by pulling back the female sleeve	NBR PTFE支撑环	Polyurethane and NBR Backup ring in PTFE
球面截止阀	Steel Ball		
不允许带压连接	Connexion under pressure not allowed	-25°C to +125°C (-13°F to +257°F)	-25°C to +100°C (-13°F to +212°F)
不允许带压断开	Disconnexion under pressure not allowed		
符合ISO 7241-1 A系列标准	Interchangeability according to ISO 7241-1 part A	按ISO 7241-2标准	According to ISO 7241-2

Fields of application
应用场合






Size 规格		Working pressure 工作压力	Flow Rate 额定流量	Burst Pressures 爆破压力		
			@ 0,2 MPa pressure drop		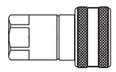	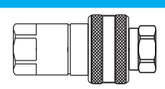
mm	inch	MPa *(PSI)*	l/min *(GPM)*	MPa *(PSI)*	MPa *(PSI)*	MPa *(PSI)*
6.3	1/4"	35 *(5000)*	9 *(2.4)*	160 *(24000)*	120 *(18000)*	140 *(21000)*
10	3/8"	30 *(4500)*	30 *(7.9)*	160 *(24000)*	120 *(18000)*	140 *(21000)*
12.5	1/2"	30 *(4500)*	75 *(19.8)*	130 *(19500)*	120 *(18000)*	130 *(19500)*
20	3/4"	30 *(4500)*	180 *(47.6)*	120 *(18000)*	120 *(18000)*	120 *(18000)*
25	1"	25 *(3625)*	*270 (71.4)*	100 *(14500)*	100 *(14500)*	100 *(14500)*
31.5	1 1/4"	25 *(3625)*	330 *(87.3)*	100 *(14500)*	100 *(14500)*	100 *(14500)*
40	1 1/2"	20 *(3000)*	450 *(119)*	80 *(12000)*	80 *(12000)*	80 *(12000)*
50	2"	15 *(2250)*	900 *(238)*	60 *(9000)*	60 *(9000)*	60 *(9000)*

ISO 7241 A 系列开闭式液压快速接头(钢球)

ISO 7241 A SERIES HYDRAULIC QUICK COUPLINGS(STEEL BALL)

KZEB series



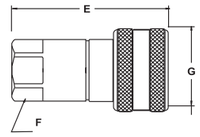

Female – 阴接头

Part No. 订货号	Thread 螺纹	E	F	G	Part No. 订货号	Thread 螺纹	E	F	G	Weight 重量	Package 盒装量
		(mm.)	(mm.)	(mm.)			(in.)	(in.)	(in.)		
KZEB-02SF	G1/4	47.0	22.0	27.0	KZEB-N02SF	NPT1/4	1.85	0.88	1.08		
KZEB-03SF	G3/8	55.0	27.0	32.0	KZEB-N03SF	NPT3/8	2.18	1.06	1.27		
KZEB-04SF	G1/2	70.0	32.0	39.0	KZEB-N04SF	NPT1/2	2.75	1.25	1.52		
KZEB-22SF	M22X1.5	70.0	32.0	39.0	KZEB-U34SF	UNF3/4	2.75	1.25	1.52		
KZEB-06SF	G3/4	85.0	41.0	48.0	KZEB-N06SF	NPT3/4	3.36	1.62	1.90		
KZEB-08SF	G1	104.0	48.0	54.0	KZEB-N08SF	NPT1	4.11	1.88	2.14		
KZEB-10SF	G1 1/4	110.0	54.0	69.0	KZEB-N10SF	NPT1 1/4	4.33	2.12	2.71		
KZEB-12SF	G1 1/2	128.0	60.0	82.0	KZEB-N12SF	NPT1 1/2	5.03	2.36	3.22		
KZEB-16SF	G 2	153.0	77.0	100.0	KZEB-N16SF	NPT 2	6.02	3.03	3.93		



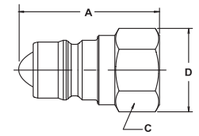

Male – 阳接头

Part No. 订货号	Thread 螺纹	A	C	D	Part No. 订货号	Thread 螺纹	A	C	D	Weight 重量	Package 盒装量
		(mm.)	(mm.)	(mm.)			(in.)	(in.)	(in.)		
KZEB-02PF	G1/4	32.0	19.0	22.0	KZEB-N02PF	NPT1/4	1.27	0.75	0.87		
KZEB-03PF	G3/8	37.0	22.0	26.0	KZEB-N03PF	NPT3/8	1.47	0.88	1.01		
KZEB-04PF	G1/2	46.0	27.0	31.0	KZEB-N04PF	NPT1/2	1.82	1.06	1.23		
KZEB-22PF	M22X1.5	46.0	27.0	31.0	KZEB-U34PF	UNF3/4	1.82	1.06	1.23		
KZEB-06PF	G3/4	58.0	35.0	40.0	KZEB-N06PF	NPT3/4	2.29	1.38	1.59		
KZEB-08PF	G1	66.0	41.0	48.0	KZEB-N08PF	NPT1	2.58	1.62	1.88		
KZEB-10PF	G1 1/4	75.0	54.0	59.0	KZEB-N10PF	NPT1 1/4	2.95	2.12	2.32		
KZEB-12PF	G1 1/2	86.0	60.0	68.0	KZEB-N12PF	NPT1 1/2	3.38	2.36	2.67		
KZEB-16PF	G 2	100.0	77.0	84.0	KZEB-N16PF	NPT 2	3.93	3.03	3.30		

Accessories - 附件

Size 规格		Dust protections 防尘帽 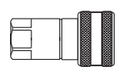 			Dust protections 防尘帽 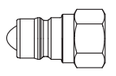 		
		PVC		Aluminum	PVC		Aluminum
mm	inch	Part Number 订货号	Colour 颜色	Part Number 订货号	Part Number 订货号	Colour 颜色	Part Number 订货号
6.3	1/4	CZE-1/4			PZE-1/4		
10	3/8	CZE-3/8			PZE-3/8		
12.5	1/2	CZE-1/2			PZE-1/2		
20	3/4	CZE-3/4			PZE-3/4		
25	1	CZE-1			PZE-1		

ISO 7241 A 系列开闭式液压快速接头(不锈钢)

ISO 7241 A SERIES HYDRAULIC QUICK COUPLINGS(STAINLESS STEEL)

KZESS series



技术特性	Features	特性参数	Technical Specifications
回推套筒后插入连接	Connexion by pulling back the sleeve	316不锈钢	Stainless Steel 316
回推阴接头套筒断开	Disconnexion by pulling back the female sleeve	氟橡胶—PTFE支撑环	Viton Backup ring in PTFE
锥面截止阀	Shut off by poppet valve		
不允许带压连接	Connexion under pressure not allowed	-20°C to + 200°C (-4°F to + 392°F)	-20°C to + 200°C (-4°F to + 392°F)
不允许带压断开	Disconnexion under pressure not allowed	按ISO 7241-2标准	According to ISO 7241-2
符合ISO 7241-1 A系列标准	Interchangeability according to ISO 7241-1 Part A		

Fields of application
应用场合

Size 规格		Working pressure 工作压力	Flow Rate 额定流量	Burst Pressures 爆破压力		
			@ 0,2 MPa pressure drop			
mm	inch	MPa *(PSI)*	l/min *(GPM)*	MPa *(PSI)*	MPa *(PSI)*	MPa *(PSI)*
6.3	1/4"	35 *(5075)*	14 *(3.08)*	140 *(20300)*	200 *(29000)*	200 *(29000)*
10	3/8"	27 *(3900)*	27 *(5.9)*	110 *(15950)*	110 *(15950)*	160 *(23200)*
12.5	1/2"	32 *(4625)*	60 *(15.9)*	150 *(21750)*	130 *(18850)*	130 *(18850)*
20	3/4"	25 *(3750)*	110 *(29.1)*	100 *(14500)*	105 *(15225)*	165 *(24000)*
25	1"	21 *(3025)*	150 *(39.7)*	84 *(12175)*	90 *(13050)*	106 *(15350)*
40	1 1/2"	14 *(2025)*	750 *(198.4)*	56 *(8100)*	56 *(8100)*	60 *(8700)*
50	2"	9 *(1300)*	1600 *(423.3)*	38 *(5500)*	40 *(5800)*	45 *(6525)*

ISO 7241 A 系列开闭式液压快速接头(不锈钢)

ISO 7241 A SERIES HYDRAULIC QUICK COUPLINGS(STAINLESS STEEL)

KZESS series



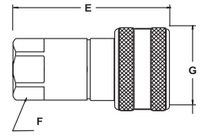

Female – 阴接头

Part No. 订货号	Thread 螺纹	E	F	G	Part No. 订货号	Thread 螺纹	E	F	G	Weight 重量	Package 盒装量
		(mm.)	(mm.)	(mm.)			(in.)	(in.)	(in.)		
KZESS-02SF	G1/4	47.0	22.0	27.0	KZESS-N02SF	NPT1/4	1.85	0.88	1.08		
KZESS-03SF	G3/8	55.0	27.0	32.0	KZESS-N03SF	NPT3/8	2.18	1.06	1.27		
KZESS-04SF	G1/2	70.0	32.0	39.0	KZESS-N04SF	NPT1/2	2.75	1.25	1.52		
KZESS-22SF	M22X1.5	70.0	32.0	39.0	KZESS-U34SF	UNF3/4	2.75	1.25	1.52		
KZESS-06SF	G3/4	85.0	41.0	48.0	KZESS-N06SF	NPT3/4	3.36	1.62	1.90		
KZESS-08SF	G1	104.0	48.0	54.0	KZESS-N08SF	NPT1	4.11	1.88	2.14		
KZESS-10SF	G1 1/4	110.0	54.0	69.0	KZESS-N10SF	NPT1 1/4	4.33	2.12	2.71		
KZESS-12SF	G1 1/2	128.0	60.0	82.0	KZESS-N12SF	NPT1 1/2	5.03	2.36	3.22		
KZESS-16SF	G 2	153.0	77.0	100.0	KZESS-N16SF	NPT 2	6.02	3.03	3.93		



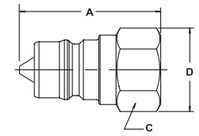

Male – 阳接头

Part No. 订货号	Thread 螺纹	A	C	D	Part No. 订货号	Thread 螺纹	A	C	D	Weight 重量	Package 盒装量
		(mm.)	(mm.)	(mm.)			(in.)	(in.)	(in.)		
KZESS-02PF	G1/4	32.0	19.0	22.0	KZESS-N02PF	NPT1/4	1.27	0.75	0.87		
KZESS-03PF	G3/8	37.0	22.0	26.0	KZESS-N03PF	NPT3/8	1.47	0.88	1.01		
KZESS-04PF	G1/2	46.0	27.0	31.0	KZESS-N04PF	NPT1/2	1.82	1.06	1.23		
KZESS-22PF	M22X1.5	46.0	27.0	31.0	KZESS-U34PF	UNF3/4	1.82	1.06	1.23		
KZESS-06PF	G3/4	58.0	35.0	40.0	KZESS-N06PF	NPT3/4	2.29	1.38	1.59		
KZESS-08PF	G1	66.0	41.0	48.0	KZESS-N08PF	NPT1	2.58	1.62	1.88		
KZESS-10PF	G1 1/4	75.0	54.0	59.0	KZESS-N10PF	NPT1 1/4	2.95	2.12	2.32		
KZESS-12PF	G1 1/2	86.0	60.0	68.0	KZESS-N12PF	NPT1 1/2	3.38	2.36	2.67		
KZESS-16PF	G 2	100.0	77.0	84.0	KZESS-N16PF	NPT 2	3.93	3.03	3.30		

Accessories - 附件

Size 规格		Dust protections 防尘帽			Dust protections 防尘帽		
		PVC		Aluminum	PVC		Aluminum
mm	inch	Part Number 订货号	Colour 颜色	Part Number 订货号	Part Number 订货号	Colour 颜色	Part Number 订货号
6.3	1/4	CZE-1/4			PZE-1/4		
10	3/8	CZE-3/8			PZE-3/8		
12.5	1/2	CZE-1/2			PZE-1/2		
20	3/4	CZE-3/4			PZE-3/4		
25	1	CZE-1			PZE-1		

ISO 7241 B 系列开闭式液压快速接头(碳钢)

ISO 7241 B SERIES HYDRAULIC QUICK COUPLINGS(STEEL)

KZB series



技术特性	Features	特性参数	Technical Specifications
回推套筒后插入连接	Connexion by pulling back the sleeve	高性能碳钢，局部热处理强化	High grade carbon steel with heat treated wear parts
回推阴接头套筒断开	Disconnexion by pulling back the female sleeve	NBR PTFE支撑环	NBR Backup ring in PTFE
锥面截止阀	Shut off by poppet valve		
不允许带压连接	Connexion under pressure not allowed	-25°C to +125°C (-13°F to +257°F)	-25°C to +125°C (-13°F to +257°F)
不允许带压断开	Disconnexion under pressure not allowed		
符合ISO 7241-1 B系列标准	Interchangeability according to ISO 7241-1 Part B	按ISO 7241-2标准	According to ISO 7241-2

Fields of application
应用场合

Size 规格		Working pressure 工作压力	Flow Rate 额定流量	Burst Pressures 爆破压力		
			@ 0,2 MPa pressure drop			
mm	inch	MPa *(PSI)*	l/min *(GPM)*	MPa *(PSI)*	MPa *(PSI)*	MPa *(PSI)*
3	1/8"	50 *(7500)*	5 *(1.3)*	200 *(30000)*	280 *(42000)*	200 *(30000)*
6.3	1/4"	45 *(6750)*	17 *(4.5)*	180 *(27000)*	180 *(27000)*	200 *(30000)*
10	3/8"	30 *(4500)*	50 *(13.2)*	180 *(27000)*	130 *(19500)*	120 *(18000)*
12.5	1/2"	35 *(5250)*	75 *(19.8)*	150 *(22500)*	140 *(21000)*	140 *(21000)*
20	3/4"	25 *(3625)*	190 *(50.2)*	100 *(14500)*	110 *(16500)*	100 *(14500)*
25	1"	30 *(4500)*	270 *(71.4)*	120 *(18000)*	120 *(18000)*	120 *(18000)*
40	1 1/2"	14 *(2100)*	750 *(198.4)*	60 *(9000)*	56 *(8400)*	56 *(8400)*
50	2"	9 *(1350)*	1600 *(423.3)*	45 *(6750)*	38 *(5700)*	40 *(6000)*

ISO 7241 B 系列开闭式液压快速接头(碳钢)

ISO 7241 B SERIES HYDRAULIC QUICK COUPLINGS(STEEL)

KZB series



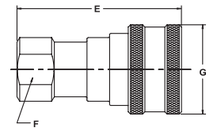

Female – 阴接头

Part No. 订货号	Thread 螺纹	E	F	G	Part No. 订货号	Thread 螺纹	E	F	G	Weight 重量	Package 盒装量
		(mm.)	(mm.)	(mm.)			(in.)	(in.)	(in.)		
KZB-01SF	G1/8	48.0	17.0	24.0	KZB-N01SF	NPT1/8	1.90	0.68	0.96		
KZB-02SF	G1/4	57.0	21.0	29.0	KZB-N02SF	NPT1/4	2.26	0.81	1.14		
KZB-03SF	G3/8	63.0	22.0	36.0	KZB-N03SF	NPT3/8	2.49	0.88	1.40		
KZB-04SF	G1/2	73.0	28.0	45.0	KZB-N04SF	NPT1/2	2.87	1.12	1.77		
KZB-06SF	G3/4	90.0	33.0	54.0	KZB-N06SF	NPT3/4	3.56	1.31	2.14		
KZB-08SF	G1	106.0	41.0	64.0	KZB-N08SF	NPT1	4.18	1.62	2.52		



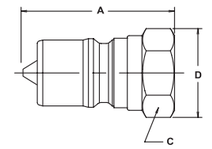

Male – 阳接头

Part No. 订货号	Thread 螺纹	A	C	D	Part No. 订货号	Thread 螺纹	A	C	D	Weight 重量	Package 盒装量
		(mm.)	(mm.)	(mm.)			(in.)	(in.)	(in.)		
KZB-01PF	G1/8	41.0	14.0	17.0	KZB-N01PF	NPT1/8	1.61	0.56	0.65		
KZB-02PF	G1/4	35.0	19.0	22.0	KZB-N02PF	NPT1/4	1.39	0.75	0.87		
KZB-03PF	G3/8	38.0	22.0	26.0	KZB-N03PF	NPT3/8	1.50	0.88	1.01		
KZB-04PF	G1/2	44.0	28.0	33.0	KZB-N04PF	NPT1/2	1.75	1.12	1.30		
KZB-06PF	G3/4	55.0	35.0	40.0	KZB-N06PF	NPT3/4	2.16	1.38	1.59		
KZB-08PF	G1	74.0	41.0	48.0	KZB-N08PF	NPT1	2.91	1.62	1.88		

Accessories - 附件

Size 规格		Dust protections 防尘帽			Dust protections 防尘帽		
		PVC		Aluminum	PVC		Aluminum
mm	inch	Part Number 订货号	Colour 颜色	Part Number 订货号	Part Number 订货号	Colour 颜色	Part Number 订货号
6.3	1/4	CZB-1/4			PZB-1/4		
10	3/8	CZB-3/8			PZB-3/8		
12.5	1/2	CZB-1/2			PZB-1/2		
20	3/4	CZB-3/4			PZB-3/4		
25	1	CZB-1			PZB-1		

ISO 7241 B 系列开闭式液压快速接头(碳钢)

ISO 7241 B SERIES HYDRAULIC QUICK COUPLINGS(STEEL)

KZB series



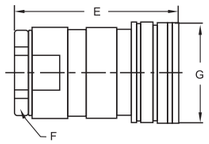

Female – 阴接头

Part No. 订货号	Thread 螺纹	E (mm.)	F (mm.)	G (mm.)	Part No. 订货号	Thread 螺纹	E (in.)	F (in.)	G (in.)	Weight 重量	Package 盒装量
KZB12-10SF	G1 1/4	123.5	60	76.5	KZB12-N10SF	NPT1 1/4	4.85	2.36	3.00		
KZB12-12SF	G1 1/2	127.5	60	76.5	KZB12-N12SF	NPT1 1/2	5.01	2.36	3.00		
KZB16-16SF	G 2	145	95	101	KZB16-N16SF	NPT 2	5.7	3.74	3.98		
KZB16-20SF	G2 1/2	153.5	95	104.5	KZB16-N20SF	NPT2 1/2	6.04	3.75	4.10		
KZB16-24SF	G 3	176.5	101.5	110.5	KZB16-N24SF	NPT 3	6.96	4.00	4.35		



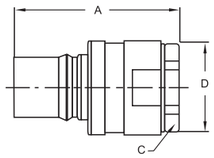

Male – 阳接头

Part No. 订货号	Thread 螺纹	A (mm.)	C (mm.)	D (mm.)	Part No. 订货号	Thread 螺纹	A (in.)	C (in.)	D (in.)	Weight 重量	Package 盒装量
KZB12 -10PF	G1 1/4	121	60.0	74.5	KZB12-N10PF	NPT1 1/4	4.75	2.35	2.95		
KZB12-12PF	G1 1/2	124.5	60.0	74.5	KZBS12-N12PF	NPT1 1/2	4.90	2.35	2.95		
KZB16-16PF	G 2	142.5	95.0	104.5	KZBS16-N16PF	NPT 2	5.65	3.75	4.10		
KZB16-20PF	G2 1/2	151.5	95.0	104.5	KZB16-N20PF	NPT2 1/2	5.95	3.75	4.10		
KZB16-24PF	G 3	175.0	101.5	111.5	KZB16-N24PF	NPT 3	6.87	4.00	4.39		

Accessories - 附件

Size 规格		Dust protections 防尘帽			Dust protections 防尘帽		
		PVC		Aluminum	PVC		Aluminum
mm	inch	Part Number 订货号	Colour 颜色	Part Number 订货号	Part Number 订货号	Colour 颜色	Part Number 订货号
40	1 1/2	CZB-1 1/2	●		PZB-1 1/2	●	
50	2	CZB-2	●		PZB-2	●	

ISO 7241 B 系列开闭式液压快速接头(铜)

ISO 7241 B SERIES HYDRAULIC QUICK COUPLINGS(BRASS)

KZD series





技术特性	Features	特性参数	Technical Specifications
回推套筒后插入连接	Connexion by pulling back the sleeve	铜	BRASS
回推阴接头套筒断开	Disconnexion by pulling back the female sleeve	NBR PTFE支撑环	NBR Backup ring in PTFE
锥面截止阀	Shut off by poppet valve		
不允许带压连接	Connexion under pressure not allowed	-25°C to +125°C (-13°F to +257°F)	-25°C to +125°C (-13°F to +257°F)
不允许带压断开	Disconnexion under pressure not allowed		
符合ISO 7241-1 B系列标准	Interchangeability according to ISO 7241-1 Part B	按ISO 7241-2标准	According to ISO 7241-2

Fields of application
应用场合









Size 规格		Working pressure 工作压力	Flow Rate 额定流量	Burst Pressures 爆破压力		
			@ 0,2 MPa pressure drop			
mm	inch	MPa *(PSI)*	l/min *(GPM)*	MPa *(PSI)*	MPa *(PSI)*	MPa *(PSI)*
3	1/8″	22 *(3175)*	6 *(1.6)*	90 *(13050)*	140 *(20300)*	150 *(21750)*
6.3	1/4″	20 *(2900)*	16 *(4.2)*	80 *(11600)*	120 *(17400)*	120 *(17400)*
10	3/8″	15 *(2175)*	25 *(6.6)*	60 *(8700)*	70 *(10150)*	100 *(14500)*
12.5	1/2″	17 *(2450)*	60 *(15.9)*	70 *(10150)*	90 *(13050)*	90 *(13050)*
20	3/4″	10 *(1450)*	110 *(29.0)*	40 *(5800)*	50 *(7250)*	102 *(14775)*
25	1″	14 *(2025)*	150 *(39.6)*	56 *(8100)*	58 *(8400)*	80 *(11600)*
40	1 1/2″	7 *(1000)*	750 *(198.4)*	30 *(4350)*	33 *(4775)*	40 *(5800)*
50	2″	6 *(850)*	1600 *(423.0)*	25 *(3625)*	27 *(3900)*	31 *(4475)*

ISO 7241 B 系列开闭式液压快速接头(铜)

ISO 7241 B SERIES HYDRAULIC QUICK COUPLINGS(BRASS)

KZD series



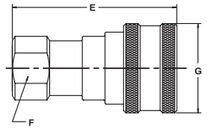

Female – 阴接头

Part No. 订货号	Thread 螺纹	E	F	G	Part No. 订货号	Thread 螺纹	E	F	G	Weight 重量	Package 盒装量
		(mm.)	(mm.)	(mm.)			(in.)	(in.)	(in.)		
KZD-01SF	G1/8	48.0	17.0	24.0	KZD-N01SF	NPT1/8	1.90	0.68	0.96		
KZD-02SF	G1/4	57.0	21.0	29.0	KZD-N02SF	NPT1/4	2.26	0.81	1.14		
KZD-03SF	G3/8	63.0	22.0	36.0	KZD-N03SF	NPT3/8	2.49	0.88	1.40		
KZD-04SF	G1/2	73.0	28.0	45.0	KZD-N04SF	NPT1/2	2.87	1.12	1.77		
KZD-06SF	G3/4	90.0	33.0	54.0	KZD-N06SF	NPT3/4	3.56	1.31	2.14		
KZD-08SF	G1	106.0	41.0	64.0	KZD-N08SF	NPT1	4.18	1.62	2.52		



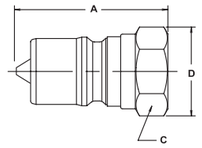

Male – 阳接头

Part No. 订货号	Thread 螺纹	A	C	D	Part No. 订货号	Thread 螺纹	A	C	D	Weight 重量	Package 盒装量
		(mm.)	(mm.)	(mm.)			(in.)	(in.)	(in.)		
KZD-01PF	G1/8	41.0	14.0	17.0	KZD-N01PF	NPT1/8	1.61	0.56	0.65		
KZD-02PF	G1/4	35.0	19.0	22.0	KZD-N02PF	NPT1/4	1.39	0.75	0.87		
KZD-03PF	G3/8	38.0	22.0	26.0	KZD-N03PF	NPT3/8	1.50	0.88	1.01		
KZD-04PF	G1/2	44.0	28.0	33.0	KZD-N04PF	NPT1/2	1.75	1.12	1.30		
KZD-06PF	G3/4	55.0	35.0	40.0	KZD-N06PF	NPT3/4	2.16	1.38	1.59		
KZD-08PF	G1	74.0	41.0	48.0	KZD-N08PF	NPT1	2.91	1.62	1.88		

Accessories - 附件

Size 规格		Dust protections 防尘帽			Dust protections 防尘帽		
		PVC		Aluminum	PVC		Aluminum
mm	inch	Part Number 订货号	Colour 颜色	Part Number 订货号	Part Number 订货号	Colour 颜色	Part Number 订货号
6.3	1/4	CZB-1/4			PZB-1/4		
10	3/8	CZB-3/8			PZB-3/8		
12.5	1/2	CZB-1/2			PZB-1/2		
20	3/4	CZB-3/4			PZB-3/4		
25	1	CZB-1			PZB-1		

ISO 7241 B 系列开闭式液压快速接头(铜)

ISO 7241 B SERIES HYDRAULIC QUICK COUPLINGS(BRASS)

KZD series



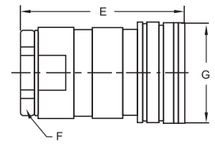

Female – 阴接头

Part No. 订货号	Thread 螺纹	E	F	G	Part No. 订货号	Thread 螺纹	E	F	G	Weight 重量	Package 盒装量
		(mm.)	(mm.)	(mm.)			(in.)	(in.)	(in.)		
KZD12-10SF	G1 1/4	123.5	60	76.5	KZD12-N10SF	NPT1 1/4	4.85	2.36	3.00		
KZD12-12SF	G1 1/2	127.5	60	76.5	KZD12-N12SF	NPT1 1/2	5.01	2.36	3.00		
KZD16-16SF	G 2	145	95	101	KZD16-N16SF	NPT 2	5.7	3.74	3.98		
KZD16-20SF	G2 1/2	153.5	95	104.5	KZD16-N20SF	NPT2 1/2	6.04	3.75	4.10		
KZD16-24SF	G 3	176.5	101.5	110.5	KZD16-N24SF	NPT 3	6.96	4.00	4.35		



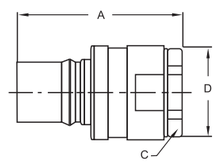

Male – 阳接头

Part No. 订货号	Thread 螺纹	A	C	D	Part No. 订货号	Thread 螺纹	A	C	D	Weight 重量	Package 盒装量
		(mm.)	(mm.)	(mm.)			(in.)	(in.)	(in.)		
KZD12 -10PF	G1 1/4	121	60.0	74.5	KZD12-N10PF	NPT1 1/4	4.75	2.35	2.95		
KZD12-12PF	G1 1/2	124.5	60.0	74.5	KZD12-N12PF	NPT1 1/2	4.90	2.35	2.95		
KZD16-16PF	G 2	142.5	95.0	104.5	KZD16-N16PF	NPT 2	5.65	3.75	4.10		
KZD16-20PF	G2 1/2	151.5	95.0	104.5	KZD16-N20PF	NPT2 1/2	5.95	3.75	4.10		
KZD16-24PF	G 3	175.0	101.5	111.5	KZD16-N24PF	NPT 3	6.87	4.00	4.39		

Accessories - 附件

Size 规格		Dust protections 防尘帽			Dust protections 防尘帽		
		PVC		Aluminum	PVC		Aluminum
mm	inch	Part Number 订货号	Colour 颜色	Part Number 订货号	Part Number 订货号	Colour 颜色	Part Number 订货号
40	1 1/2	CZD-1 1/2			PZD-1 1/2		
50	2	CZD-2			PZD-2		

ISO 7241 B 系列开闭式液压快速接头(不锈钢)

ISO 7241 B SERIES HYDRAULIC QUICK COUPLINGS(STAINLESS STEEL)

KZBSS series





技术特性	Features	特性参数	Technical Specifications
回推套筒后插入连接	Connexion by pulling back the sleeve	316不锈钢	Stainless Steel 316
回推阴接头套筒断开	Disconnexion by pulling back the female sleeve	氟橡胶—PTFE支撑环	Viton Backup ring in PTFE
锥面截止阀	Shut off by poppet valve		
不允许带压连接	Connexion under pressure not allowed	-20°C to + 200°C (-4°F to + 392°F)	-20°C to + 200°C (-4°F to + 392°F)
不允许带压断开	Disconnexion under pressure not allowed	按ISO 7241-2标准	According to ISO 7241-2
符合ISO 7241-1 B系列标准	Interchangeability according to ISO 7241-1 Part B		

Fields of application
应用场合

Size 规格		Working pressure 工作压力	Flow Rate 额定流量	Burst Pressures 爆破压力		
			@ 0,2 MPa pressure drop			
mm	inch	MPa *(PSI)*	l/min *(GPM)*	MPa *(PSI)*	MPa *(PSI)*	MPa *(PSI)*
6.3	1/4"	35 *(5075)*	14 *(3.08)*	140 *(20300)*	200 *(29000)*	200 *(29000)*
10	3/8"	27 *(3900)*	27 *(5.9)*	110 *(15950)*	110 *(15950)*	160 *(23200)*
12.5	1/2"	32 *(4625)*	60 *(15.9)*	150 *(21750)*	130 *(18850)*	130 *(18850)*
20	3/4"	25 *(3750)*	110 *(29.1)*	100 *(14500)*	105 *(15225)*	165 *(24000)*
25	1"	21 *(3025)*	150 *(39.7)*	84 *(12175)*	90 *(13050)*	106 *(15350)*
40	1 1/2"	14 *(2025)*	750 *(198.4)*	56 *(8100)*	56 *(8100)*	60 *(8700)*
50	2"	9 *(1300)*	1600 *(423.3)*	38 *(5500)*	40 *(5800)*	45 *(6525)*

ISO 7241 B 系列开闭式液压快速接头(不锈钢)

ISO 7241 B SERIES HYDRAULIC QUICK COUPLINGS(STAINLESS STEEL)

KZBSS series



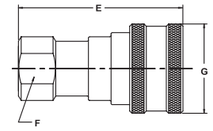

Female – 阴接头

Part No. 订货号	Thread 螺纹	E	F	G	Part No. 订货号	Thread 螺纹	E	F	G	Weight 重量	Package 盒装量
		(mm.)	(mm.)	(mm.)			(in.)	(in.)	(in.)		
KZBSS-01SF	G1/8	48.0	17.0	24.0	KZBSS-N01SF	NPT1/8	1.90	0.68	0.96		
KZBSS-02SF	G1/4	57.0	21.0	29.0	KZBSS-N02SF	NPT1/4	2.26	0.81	1.14		
KZBSS-03SF	G3/8	63.0	22.0	36.0	KZBSS-N03SF	NPT3/8	2.49	0.88	1.40		
KZBSS-04SF	G1/2	73.0	28.0	45.0	KZBSS-N04SF	NPT1/2	2.87	1.12	1.77		
KZBSS-06SF	G3/4	90.0	33.0	54.0	KZBSS-N06SF	NPT3/4	3.56	1.31	2.14		
KZBSS-08SF	G1	106.0	41.0	64.0	KZBSS-N08SF	NPT1	4.18	1.62	2.52		



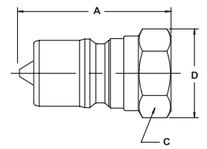

Male – 阳接头

Part No. 订货号	Thread 螺纹	A	C	D	Part No. 订货号	Thread 螺纹	A	C	D	Weight 重量	Package 盒装量
		(mm.)	(mm.)	(mm.)			(in.)	(in.)	(in.)		
KZBSS-01PF	G1/8	41.0	14.0	17.0	KZBSS-N01PF	NPT1/8	1.61	0.56	0.65		
KZBSS-02PF	G1/4	35.0	19.0	22.0	KZBSS-N02PF	NPT1/4	1.39	0.75	0.87		
KZBSS-03PF	G3/8	38.0	22.0	26.0	KZBSS-N03PF	NPT3/8	1.50	0.88	1.01		
KZBSS-04PF	G1/2	44.0	28.0	33.0	KZBSS-N04PF	NPT1/2	1.75	1.12	1.30		
KZBSS-06PF	G3/4	55.0	35.0	40.0	KZBSS-N06PF	NPT3/4	2.16	1.38	1.59		
KZBSS-08PF	G1	74.0	41.0	48.0	KZBSS-N08PF	NPT1	2.91	1.62	1.88		

Accessories - 附件

Size 规格		Dust protections 防尘帽			Dust protections 防尘帽		
		PVC		Aluminum	PVC		Aluminum
mm	inch	Part Number 订货号	Colour 颜色	Part Number 订货号	Part Number 订货号	Colour 颜色	Part Number 订货号
6.3	1/4	CZB-1/4			PZB-1/4		
10	3/8	CZB-3/8			PZB-3/8		
12.5	1/2	CZB-1/2			PZB-1/2		
20	3/4	CZB-3/4			PZB-3/4		
25	1	CZB-1			PZB-1		

ISO 7241 B 系列开闭式液压快速接头(不锈钢)

ISO 7241 B SERIES HYDRAULIC QUICK COUPLINGS(STAINLESS STEEL)

KZBSS series



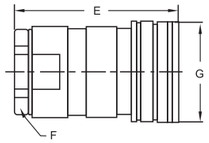

Female – 阴接头

Part No. 订货号	Thread 螺纹	E	F	G	Part No. 订货号	Thread 螺纹	E	F	G	Weight 重量	Package 盒装量
		(mm.)	(mm.)	(mm.)			(in.)	(in.)	(in.)		
KZBSS12-10SF	G1 1/4	123.5	60	76.5	KZBSS12-N10SF	NPT1 1/4	4.85	2.36	3.00		
KZBSS12-12SF	G1 1/2	127.5	60	76.5	KZBSS12-N12SF	NPT1 1/2	5.01	2.36	3.00		
KZBSS16-16SF	G 2	145	95	101	KZBSS16-N16SF	NPT 2	5.7	3.74	3.98		
KZBSS16-20SF	G2 1/2	153.5	95	104.5	KZBSS16-N20SF	NPT2 1/2	6.04	3.75	4.10		
KZBSS16-24SF	G 3	176.5	101.5	110.5	KZBSS16-N24SF	NPT 3	6.96	4.00	4.35		



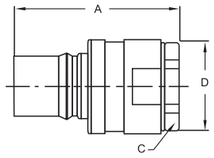

Male – 阳接头

Part No. 订货号	Thread 螺纹	A	C	D	Part No. 订货号	Thread 螺纹	A	C	D	Weight 重量	Package 盒装量
		(mm.)	(mm.)	(mm.)			(in.)	(in.)	(in.)		
KZBSS12-10PF	G1 1/4	121	60.0	74.5	KZBSS12-N10PF	NPT1 1/4	4.75	2.35	2.95		
KZBSS12-12PF	G1 1/2	124.5	60.0	74.5	KZBSS12-N12PF	NPT1 1/2	4.90	2.35	2.95		
KZBSS16-16PF	G 2	142.5	95.0	104.5	KZBSS16-N16PF	NPT 2	5.65	3.75	4.10		
KZBSS16-20PF	G2 1/2	151.5	95.0	104.5	KZBSS16-N20PF	NPT2 1/2	5.95	3.75	4.10		
KZBSS16-24PF	G 3	175.0	101.5	111.5	KZBSS16-N24PF	NPT 3	6.87	4.00	4.39		

Accessories - 附件

Size 规格		Dust protections 防尘帽			Dust protections 防尘帽		
		PVC		Aluminum	PVC		Aluminum
mm	inch	Part Number 订货号	Colour 颜色	Part Number 订货号	Part Number 订货号	Colour 颜色	Part Number 订货号
40	1 1/2	CSS-1 1/2	●		PSS-1 1/2	●	
50	2	CSS-2	●		PSS-2	●	

派克4000系列开闭式液压快速接头(碳钢)

DOUBLE SHUT-OFF COUPLINGS WITH HARDEND STEEL POPPETS(STEEL)/ PIONEER 4000 SERIES INTERCHANGE

KPC series



技术特性	Features	特性参数	Technical Specifications
回推套筒后插入连接	Connexion by pulling back the sleeve	高性能碳钢，局部热处理强化	High grade carbon steel with heat treated wear parts
回推阴接头套筒断开	Disconnexion by pulling back the female sleeve	NBR PTFE支撑环	NBR Backup ring in PTFE
锥面截止阀	Shut off by poppet valve		
不允许带压连接	Connexion under pressure not allowed	-25°C to +125°C (-13°F to +257°F)	-25°C to +125°C (-13°F to +257°F)
不允许带压断开	Disconnexion under pressure not allowed	按ISO 7241-2标准	According to ISO 7241-2
本接头符合ISO5675系列标准 仅1/2" 与ISO 7241-1 A 系列互换	KPC Series conforms to the standard of ISO 5675 Interchangeability according to ISO 7241-1 Part A for 1/2" size only		

Fields of application
应用场合









Size 规格		Working pressure 工作压力	Flow Rate 额定流量	Burst Pressures 爆破压力		
			@ 0,2 MPa pressure drop	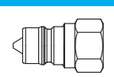	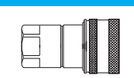	
mm	inch	MPa *(PSI)*	l/min *(GPM)*	MPa *(PSI)*	MPa *(PSI)*	MPa *(PSI)*
6.3	1/4"	35 *(5000)*	15 *(3.9)*	140 *(20000)*	140 (20000)	140 (20000)
10	3/8"	30 *(4500)*	50 *(13,2)*	140 *(20000)*	120 *(17400)*	120 *(17400)*
12.5	1/2"	30 *(4500)*	75 *(19,8)*	120 *(17400)*	120 *(17400)*	120 *(17400)*
19	3/4"	30 *(4500)*	150 *(39,6)*	120 *(17400)*	120 *(17400)*	120 *(17400)*
25	1"	25 *(3625)*	230 *(60,8)*	100 *(14500)*	100 *(14500)*	100 *(14500)*

派克4000系列开闭式液压快速接头(碳钢)

DOUBLE SHUT-OFF COUPLINGS WITH HARDEND STEEL POPPETS(STEEL)/ PIONEER 4000 SERIES INTERCHANGE

KPC series



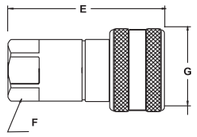

Female – 阴接头

Part No. 订货号	Thread 螺纹	E	F	G	Part No. 订货号	Thread 螺纹	E	F	G	Weight 重量	Package 盒装量
		(mm.)	(mm.)	(mm.)			(in.)	(in.)	(in.)		
KPC-02SF	G1/4	49.0	19.0	27.0	KPC-N02SF	NPT1/4	1.94	0.75	1.08		
KPC-03SF	G3/8	59.0	24.0	34.0	KPC-N03SF	NPT3/8	2.31	0.94	1.33		
KPC-04SF	G1/2	66.0	27.0	39.0	KPC-N04SF	NPT1/2	2.60	1.06	1.52		
KPC-06SF	G3/4	89.0	35.0	48.0	KPC-N06SF	NPT3/4	3.50	1.38	1.90		
KPC-08SF	G1	98.0	41.0	53.0	KPC-N08SF	NPT 1	3.84	1.63	2.08		



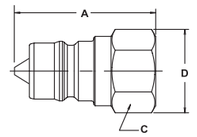

Male – 阳接头

Part No. 订货号	Thread 螺纹	A	C	D	Part No. 订货号	Thread 螺纹	A	C	D	Weight 重量	Package 盒装量
		(mm.)	(mm.)	(mm.)			(in.)	(in.)	(in.)		
KPC-02PF	G1/4	33.0	19.0	22.0	KPC-N02PF	NPT1/4	1.31	0.75	0.87		
KPC-03PF	G3/8	41.0	24.0	27.0	KPC-N03PF	NPT3/8	1.60	0.94	1.08		
KPC-04PF	G1/2	50.0	27.0	31.0	KPC-N04PF	NPT1/2	1.95	1.06	1.23		
KPC-06PF	G3/4	46.0	33.0	39.0	KPC-N06PF	NPT3/4	1.81	1.31	1.52		
KPC-08PF	G1	71.0	41.0	48.0	KPC-N08PF	NPT 1	2.79	1.63	1.88		

Accessories - 附件

Size 规格		Dust protections 防尘帽			Dust protections 防尘帽		
		PVC		Aluminum	PVC		Aluminum
mm	inch	Part Number 订货号	Colour 颜色	Part Number 订货号	Part Number 订货号	Colour 颜色	Part Number 订货号
6.3	1/4	CZP-1/4			PZP-1/4		
10	3/8	CZP-3/8			PZP-3/8		
12.5	1/2	CZP-1/2			PZP-1/2		
20	3/4	CZP-3/4			PZP-3/4		
25	1	CZP-1			PZP-1		

推拉式液压快速接头(碳钢)

PUSH AND PULL TYPE HYDRAULIC QUICK COUPLINGS(STEEL)

KZA series



技术特性	Features	特性参数	Technical Specifications
阳接头插入连接	Connexion by pushing the male coupling	高性能碳钢，局部热处理强化	High grade carbon steel with heat treated wear parts
阳接头拔出断开	Disconnexion by pulling the male part	NBR PTFE支撑环	NBR Backup ring in PTFE
锥面截止阀	Shut off by poppet valve		
阳接头（ISO A）带压时可连接	Connectable with male part (ISO A) under pressure	-25°C to +125°C (-13°F to +257°F)	-25°C to +125°C (-13°F to +257°F)
不允许带压断开。符合ISO5675要求的紧急断开功能要求	Disconnexion under pressure not allowed. Breakaway function according to ISO 5675	按ISO 7241-2标准	According to ISO 7241-2
与ISO 7241-1 A part系列互换	Interchangeability according to ISO 7241-1 part A		

Fields of application
应用场合





Size 规格		Working pressure 工作压力	Flow Rate 额定流量	Burst Pressures 爆破压力		
			@ 0,2 MPa pressure drop		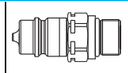	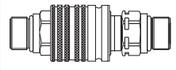
mm	inch	MPa *(PSI)*	l/min *(GPM)*	MPa *(PSI)*	MPa *(PSI)*	MPa *(PSI)*
10	3/8"	27 *(3800)*	24 *(6.2)*	115 *(16400)*	130 *(18600)*	110 *(15700)*
12.5	1/2"	30 *(4300)*	75 *(19.8)*	120 *(17100)*	120 *(17100)*	120 *(17100)*
25	1"	22 *(3150)*	270 *(71.4)*	110 *(15700)*	110 *(15700)*	90 *(12900)*

推拉式液压快速接头(碳钢)

PUSH AND PULL TYPE HYDRAULIC QUICK COUPLINGS(STEEL)

KZA series



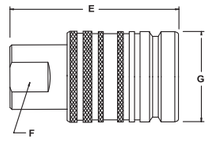

Female – 阴接头

Part No. 订货号	Thread 螺纹	E	F	G	Part No. 订货号	Thread 螺纹	E	F	G	Weight 重量	Package 盒装量
		(mm.)	(mm.)	(mm.)			(in.)	(in.)	(in.)		
KZA-03SF	G3/8	59	24	33	KZA-N03SF	NPT3/8	2.31	0.94	1.31		
KZA-04SF	G1/2	68	27	38	KZA-N04SF	NPT1/2	2.68	1.06	1.50		
KZA-22SF	M22X1.5	68	27	38	KZA-22SF	M22X1.5	2.68	1.06	1.50		
KZA-U34SF	UNF3/4	68	27	38	KZA-U34SF	UNF3/4	2.68	1.06	1.50		
KZA-08SF	G1	101	42	54	KZA-08PF	G1	3.98	1.65	2.13		



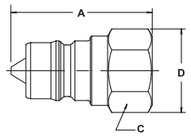

Male – 阳接头

Part No. 订货号	Thread 螺纹	A	C	D	Part No. 订货号	Thread 螺纹	A	C	D	Weight 重量	Package 盒装量
		(mm.)	(mm.)	(mm.)			(in.)	(in.)	(in.)		
KZA-03PF	G3/8	41	24	27	KZA-N03PF	NPT3/8	1.60	0.94	1.08		
KZA-04PF	G1/2	50	27	31	KZA-N04PF	NPT1/2	1.95	1.06	1.23		
KZA-22PF	M22X1.5	50	27	31	KZA-22PF	M22X1.5	1.95	1.06	1.23		
KZA-U34PF	UNF3/4	50	27	31	KZA-U34PF	UNF3/4	1.95	1.06	1.23		
KZA-08PF	G1	72	38	44	KZA-N08PF	NPT1	2.95	1.50	1.73		



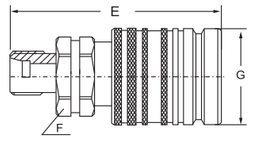

Female – 阴接头

Part No. 订货号	Thread 螺纹	ΦT	E (mm.)	F (mm.)	G (mm.)	Weight 重量	Package 盒装量
KZA-14SM-M	M14x1.5	08L	72	27	38		
KZA-16SM-M	M16x1.5	10L	72	27	38		
KZA-18SM-M	M18x1.5	12L	72	27	38		
KZA-22SM-M	M22x1.5	15L	72	27	38		
KZA-26SM-M	M26x1.5	18L	72	27	38		
KZA-18SM-MS	M18x1.5	10S	72	27	38		
KZA-20SM-MS	M20x1.5	12S	72	27	38		
KZA-22SM-MS	M22x1.5	14S	72	27	38		
KZA-24SM-MS	M24x1.5	16S	72	27	38		
KZA-30SM-MS	M30x2.0	20S	72	30	38		

推拉式液压快速接头(碳钢)

PUSH AND PULL TYPE HYDRAULIC QUICK COUPLINGS(STEEL)

KZA series



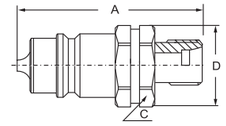

Male – 阳接头

Part No. 订货号	Thread 螺纹	ΦT	A (mm.)	C (mm.)	D (mm.)	Weight 重量	Package 盒装量
KZA-14PM-M	M14x1.5	08L	56	27	31		
KZA-16PM-M	M16x1.5	10L	56	27	31		
KZA-18PM-M	M18x1.5	12L	56	27	31		
KZA-22PM-M	M22x1.5	15L	56	27	31		
KZA-26PM-M	M26x1.5	18L	60	30	34		
KZA-18PM-MS	M18x1.5	10S	56	27	31		
KZA-20PM-MS	M20x1.5	12S	56	27	31		
KZA-22PM-MS	M22x1.5	14S	56	27	31		
KZA-24PM-MS	M24x1.5	16S	58	27	31		
KZA-30PM-MS	M30x1.5	20S	62	30	34		



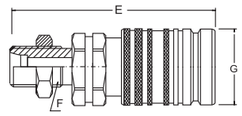

Female – 阴接头

Part No. 订货号	Thread 螺纹	ΦT	E (mm.)	F (mm.)	G (mm.)	Weight 重量	Package 盒装量
KZA-14SM-ML	M14x1.5	08L	85	27	38		
KZA-16SM-ML	M16x1.5	10L	85	27	38		
KZA-18SM-ML	M18x1.5	12L	85	27	38		
KZA-22SM-ML	M22x1.5	15L	85	27	38		
KZA-26SM-ML	M26x1.5	18L	88	27	38		
KZA-18SM-MLS	M18x1.5	10S	85	27	38		
KZA-20SM-MLS	M20x1.5	12S	85	27	38		
KZA-22SM-MLS	M22x1.5	14S	85	27	38		
KZA-24SM-MLS	M24x1.5	16S	85	27	38		
KZA-30SM-MLS	M30x2.0	20S	88	30	38		



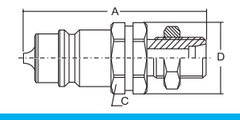

Male – 阳接头

Part No. 订货号	Thread 螺纹	ΦT	A (mm.)	C (mm.)	D (mm.)	Weight 重量	Package 盒装量
KZA-14PM-ML	M14x1.5	08L	72	27	31		
KZA-16PM-ML	M16x1.5	10L	72	27	31		
KZA-18PM-ML	M18x1.5	12L	72	27	31		
KZA-22PM-ML	M22x1.5	15L	72	27	31		
KZA-26PM-ML	M26x1.5	18L	75	30	34		
KZA-18PM-MLS	M18x1.5	10S	72	27	31		
KZA-20PM-MLS	M20x1.5	12S	72	27	31		
KZA-22PM-MLS	M22x1.5	14S	72	27	31		
KZA-24PM-MLS	M24x1.5	16S	72	27	31		
KZA-30PM-MLS	M30x1.5	20S	75	30	34		

推拉式液压快速接头(碳钢)

PUSH AND PULL TYPE HYDRAULIC QUICK COUPLINGS(STEEL)

KZA series



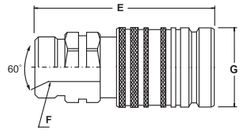

Female – 阴接头

Part No. 订货号	Thread 螺纹	E	F	G	Weight 重量	Package 盒装量
		(mm.)	(mm.)	(mm.)		
KZA-03SM-MW	G3/8	73	27	38		
KZA-04SM-MW	G1/2	76	27	38		
KZA-16SM-MW	M16x1.5	70	27	38		
KZA-20SM-MW	20x1.5	75	27	38		
KZA-22SM-MW	22x1.5	73	27	38		



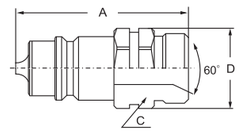

Male – 阳接头

Part No. 订货号	Thread 螺纹	A	C	D	Weight 重量	Package 盒装量
		(mm.)	(mm.)	(mm.)		
KZA-03PM-MW	G3/8	60	27	31		
KZA-04PM-MW	G1/2	63	27	31		
KZA-16PM-MW	M16x1.5	57	27	31		
KZA-20PM-MW	20x1.5	72	27	31		
KZA-22PM-MW	22x1.5	60	27	31		

Accessories - 附件

Size 规格		Dust protections 防尘帽		Dust protections 防尘帽		Adapter 铝手柄	
		PVC		PVC		Aluminum	
mm	inch	Part Number 订货号	Colour 颜色	Part Number 订货号	Colour 颜色	Part Number 订货号	Colour 颜色
10	3/8	CZE-3/8		PZE-3/8		QHA-M22-G1/2	
12.5	1/2	CZE-1/2		PZE-1/2			
25	1	CZE-1		PZE-1			

带压式液压快速接头(碳钢)

CONNECT UNDER PRESSURE TYPE HYDRAULIC QUICK COUPLINGS(STEEL)

KZAF series



技术特性	Features	特性参数	Technical Specifications
阳接头插入连接	Connexion by pushing the male coupling	高性能碳钢，局部热处理强化	High grade carbon steel with heat treated wear parts
阳接头拔出断开	Disconnexion by pulling the male part	NBR PTFE支撑环	NBR Backup ring in PTFE
锥面截止阀	Shut off by poppet valve		
阳接头（ISO A）带压时可连接	Connectable with male part (ISO A) under pressure	-25°C to +125°C (-13°F to +257°F)	-25°C to +125°C (-13°F to +257°F)
不仅在紧急状态下可带压断开	Disconnexion under pressure only as breakaway		
与ISO 7241-1 A part系列互换	Interchangeability according to ISO 7241-1 part A	按ISO 7241-2标准	According to ISO 7241-2

Fields of application
应用场合



Size 规格		Working pressure 工作压力	Flow Rate 额定流量	Burst Pressures 爆破压力		
			@ 0,2 MPa pressure drop			
mm	inch	MPa *(PSI)*	l/min *(GPM)*	MPa *(PSI)*	MPa *(PSI)*	MPa *(PSI)*
12.5	1/2"	25 *(3625)*	68 *(18)*	120 *(17100)*	100 *(14500)*	105 *(15250)*

KZAF series



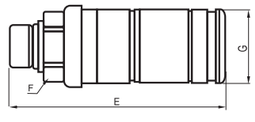

Female – 阴接头

Part No. 订货号	Thread 螺纹	E	F	G	Part No. 订货号	Thread 螺纹	E	F	G	Weight 重量	Package 盒装量
		(mm.)	(mm.)	(mm.)			(in.)	(in.)	(in.)		
KZAF-G04SM	G1/2	107.3	27	38	KZAF-G04SF	G1/2	4.22	1.06	1.5		
KZAF-N04SM	NPT1/2	107.3	27	38	KZAF-N04SF	NPT1/2	4.22	1.06	1.5		
KZAF-U04SM	3/4UNF	107.3	27	38	KZAF-U04SF	3/4UNF	4.22	1.06	1.5		
KZAF-M22SM	M22X1.5	107.3	32	38	KZAF-M22SF	M22X1.5	4.48	1.26	1.5		
KZAF-U1-78SM	7/8UNF	110.8	32	38	KZAF-U1-78SF	7/8UNF	4.48	1.26	1.5		



Male - 阳接头

带压式液压快速接头(碳钢)

CONNECT UNDER PRESSURE TYPE HYDRAULIC QUICK COUPLINGS(STEEL)

KZAV series



技术特性	Features	特性参数	Technical Specifications
阳接头插入连接	Connexion by pushing the male coupling	高性能碳钢，局部热处理强化	High grade carbon steel with heat treated wear parts
阳接头拔出断开	Disconnexion by pulling the male part	NBR PTFE支撑环	NBR Backup ring in PTFE
锥面截止阀	Shut off by poppet valve	-25°C to +125°C (-13°F to +257°F)	-25°C to +125°C (-13°F to +257°F)
可在阴阳接头同时带压状态一步连接	Connectable with male part (ISO A) under pressure	按ISO 7241-2标准	According to ISO 7241-2
紧急断开功能符合ISO5675标准	Breakaway function according to ISO 5675 specifications		
与ISO 7241-1 A part系列互换	Interchangeability according to ISO 7241-1 part A		

Fields of application
应用场合

Size 规格		Working pressure 工作压力	Flow Rate 额定流量	Burst Pressures 爆破压力		
			@ 0,2 MPa pressure drop			
mm	inch	MPa *(PSI)*	l/min *(GPM)*	MPa *(PSI)*	MPa *(PSI)*	MPa *(PSI)*
12.5	1/2”	25 *(3625)*	68 *(18)*	120 *(17100)*	100 *(14500)*	105 *(15250)*

KZAV series



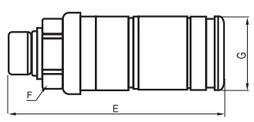

Female – 阴接头

Part No. 订货号	Thread 螺纹	E (mm.)	F (mm.)	G (mm.)	Part No. 订货号	Thread 螺纹	E (in.)	F (in.)	G (in.)	Weight 重量	Package 盒装量
KZAV-G04SM	G1/2	107.3	27	38	KZAV-G04SF	G1/2	4.22	1.06	1.5		
KZAV-N04SM	NPT1/2	107.3	27	38	KZAV-N04SF	NPT1/2	4.22	1.06	1.5		
KZAV-U04SM	3/4UNF	107.3	27	38	KZAV-U04SF	3/4UNF	4.22	1.06	1.5		
KZAV-M22SM	M22X1.5	107.3	32	38	KZAV-M22SF	M22X1.5	4.48	1.26	1.5		
KZAV-U1-78SM	7/8UNF	110.8	32	38	KZAV-U1-78SF	7/8UNF	4.48	1.26	1.5		

Male - 阳接头

带压式液压快速接头(碳钢)

CONNECT UNDER PRESSURE TYPE HYDRAULIC QUICK COUPLINGS(STEEL)

QNPV series



技术特性	Features	特性参数	Technical Specifications
阳接头插入连接	Connexion by pushing the male coupling	高性能碳钢，局部热处理强化	High grade carbon steel with heat treated wear parts
阳接头拔出断开	Disconnexion by pulling the male part	NBR PTFE支撑环	NBR Backup ring in PTFE
锥面截止阀	Shut off by poppet valve	-25°C to +125°C (-13°F to +257°F)	-25°C to +125°C (-13°F to +257°F)
可在阴阳接头同时带压状态一步连接	Connectable with male part (ISO A) under pressure	按ISO 7241-2标准	According to ISO 7241-2
紧急断开功能符合ISO5675标准	Breakaway function according to ISO 5675 specifications		
与ISO 7241-1 A part系列互换	Interchangeability according to ISO 7241-1 part A		

Fields of application
应用场合

Size 规格		Working pressure 工作压力	Flow Rate 额定流量	Burst Pressures 爆破压力		
			@ 0,2 MPa pressure drop			
mm	inch	MPa *(PSI)*	l/min *(GPM)*	MPa *(PSI)*	MPa *(PSI)*	MPa *(PSI)*
12.5	1/2”	25 *(3625)*	50	120 *(17100)*	100 *(14500)*	105 *(15250)*

QNPV series



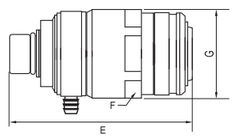

Female – 阴接头

Part No. 订货号	Thread 螺纹	E (mm.)	F (mm.)	G (mm.)	Part No. 订货号	Thread 螺纹	E (in.)	F (in.)	G (in.)	Weight 重量	Package 盒装量
QNPV-G04SM	G1/2	101.7	46	50	QNPV-G04SF	G1/2	4.0	1.81	1.97		
QNPV-N04SM	NPT1/2	101.7	46	50	QNPV-N04SF	NPT1/2	4.0	1.81	1.97		
QNPV-U04SM	3/4UNF	101.7	46	50	QNPV-U04SF	3/4UNF	4.0	1.81	1.97		
QNPV-M22SM	M22X1.5	101.7	46	50	QNPV-M22SF	M22X1.5	4.0	1.81	1.97		
QNPV-U1-78SM	7/8UNF	110.8	46	50	QNPV-U1-78SF	7/8UNF	4.48	1.81	1.97		

Male - 阳接头

美式液压快速接头(碳钢)
HYDRAULIC QUICK COUPLINGS(STEEL)

KNV series



技术特性	Features	特性参数	Technical Specifications
回推套筒后插入连接	Connexion by pulling back the sleeve	高性能碳钢，局部热处理强化	High grade carbon steel with heat treated wear parts
回推阴接头套筒断开	Disconnexion by pulling back the female sleeve	聚氨酯及NBR—PTFE支撑环	Polyurethane and NBR Backup ring in PTFE
锥面截止阀	Shut off by poppet valve		
不允许带压连接	Connexion under pressure not allowed	-25°C to +125°C (-13°F to +257°F)	-25°C to +125°C (-13°F to +257°F)
不允许带压断开	Disconnexion under pressure not allowed		
美国市场互换	Interchangeability US Market	按ISO 7241-2标准	According to ISO 7241-2

Fields of application
应用场合

Size 规格		Working pressure 工作压力	Flow Rate 额定流量	Burst Pressures 爆破压力		
			@ 0,2 MPa pressure drop			
mm	inch	MPa *(PSI)*	l/min *(GPM)*	MPa *(PSI)*	MPa *(PSI)*	MPa *(PSI)*
6.3	1/4″	27 *(3915)*	22 *(5.81)*	110 *(15950)*	160 *(23200)*	110 *(15950)*
10	3/8″	30 *(4350)*	65 *(17.17)*	160 *(23200)*	180 *(26100)*	120 *(17400)*
12.5	1/2″	22 *(3190)*	75 *(19.82)*	88 *(12760)*	90 *(4350)*	88 *(12760)*
20	3/4″	19 *(2755)*	170 *(44.91)*	76 *(11020)*	76 *(11020)*	76 *(11020)*
25	1″	15 *(2175)*	280 *(73.98)*	60 *(8700)*	60 *(8700)*	60 *(8700)*
31.5	1 1/4″	10 *(1450)*	450 *(118.89)*	40 *(5800)*	50 *(7250)*	50 *(7250)*
40	1 1/2″	11 *(1595)*	450 *(118.89)*	45 *(6525)*	45 *(6525)*	45 *(6525)*
50	2″	10 *(1450)*	1100 *(290.62)*	40 *(5800)*	40 *(5800)*	40 *(5800)*

美式液压快速接头(碳钢)
HYDRAULIC QUICK COUPLINGS(STEEL)

KNV series



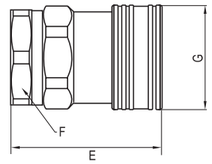

Female – 阴接头

Part No. 订货号	Thread 螺纹	E	F	G	Part No. 订货号	Thread 螺纹	E	F	G	Weight 重量	Package 盒装量
		(mm.)	(mm.)	(mm.)			(in.)	(in.)	(in.)		
KNV-02SF	G1/4	50	22	24	KNV-N02SF	NPT1/4	1.97	0.87	0.94		
KNV-03SF	G3/8	57	24	27	KNV-N03SF	NPT3/8	2.24	0.94	1.06		
KNV-04SF	G1/2	65	30	34	KNV-N04SF	NPT1/2	2.56	1.18	1.34		
KNV-06SF	G3/4	64	36	42	KNV-N06SF	NPT3/4	2.52	1.42	1.65		
KNV-08SF	G1	71	46	51	KNV-N08SF	NPT1	2.80	1.81	2.01		
KNV-10SF	G1 1/4	97	50	56	KNV-N10SF	NPT1 1/4	3.82	1.97	2.20		
KNV-12SF	G1 1/2	91	65	70	KNV-N12SF	NPT1 1/2	3.58	2.56	2.76		
KNV-16SF	G2	120	89	90	KNV-N16SF	NPT2	4.02	3.50	3.54		



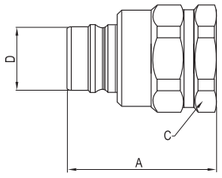

Male – 阳接头

Part No. 订货号	Thread 螺纹	A	C	D	Part No. 订货号	Thread 螺纹	A	C	D	Weight 重量	Package 盒装量
		(mm.)	(mm.)	(mm.)			(in.)	(in.)	(in.)		
KNV-02PF	G1/4	49	22	10.8	KNV-N02PF	NPT1/4	1.93	0.87	0.43		
KNV-03PF	G3/8	57	24	12.9	KNV-N03PF	NPT3/8	2.24	0.94	0.51		
KNV-04PF	G1/2	63	30	16.0	KNV-N04PF	NPT1/2	2.48	1.18	0.63		
KNV-06PF	G3/4	64	36	23.3	KNV-N06PF	NPT3/4	2.52	1.42	0.92		
KNV-08PF	G1	68	46	29.7	KNV-N08PF	NPT1	2.68	1.81	1.17		
KNV-10PF	G1 1/4	91	50	36.1	KNV-N10PF	NPT1 1/4	3.58	1.97	1.42		
KNV-12PF	G1 1/2	85	65	43.5	KNV-N12PF	NPT1 1/2	3.35	2.56	1.71		
KNV-16PF	G2	98	89	56.8	KNV-N16PF	NPT2	3.86	3.50	2.24		

开闭式液压快速接头(碳钢)
HYDRAULIC QUICK COUPLING(STEEL)

KTM series



技术特性	Features	特性参数	Technical Specifications
回推套筒后插入连接	Connexion by pulling back the sleeve	高性能碳钢，局部热处理强化	High grade carbon steel with heat treated wear parts
回推阴接头套筒断开	Disconnexion by pulling back the female sleeve	NBR PTFE支撑环	NBR Backup ring in PTFE
锥面截止阀	Shut off by poppet valve		
不允许带压连接	Connexion under pressure not allowed	-25°C to +125°C (-13°F to +257°F)	-25°C to +125°C (-13°F to +257°F)
不允许带压断开	Disconnexion under pressure not allowed		
TEMA企业标准	Interchangeability TEMA Market	按ISO 7241-2标准	According to ISO 7241-2

Fields of application
应用场合







Size 规格		Working pressure 工作压力	Flow Rate 额定流量	Burst Pressures 爆破压力		
			@ 0.2 MPa pressure drop	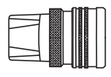		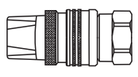
mm	inch	MPa *(PSI)*	l/min *(GPM)*	MPa *(PSI)*	MPa *(PSI)*	MPa *(PSI)*
6.3	1/4″	35 *(5000)*	18 *(4.8)*	170 *(24700)*	140 *(20000)*	150 *(21800)*
10	3/8″	30 *(4350)*	30 *(7.9)*	120 *(17400)*	120 *(17400)*	150 *(21800)*
12.5	1/2″	30 *(4350)*	45 *(12)*	130 *(18900)*	120 *(17100)*	160 *(23000)*
20	3/4″	25 *(3600)*	90 *(24)*	100 *(14500)*	100 *(14500)*	120 *(17400)*
25	1″	23 *(3300)*	140 *(37)*	100 *(14500)*	90 *(13000)*	100 *(14500)*

开闭式液压快速接头(碳钢)
HYDRAULIC QUICK COUPLING(STEEL)

KTM series


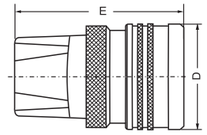

Female – 阴接头

Part No. 订货号	Thread 螺纹	E (mm.)	F (mm.)	G (mm.)	Weight 重量	Package 盒装量
KTM-03SF	G3/8	60	24	34		
KTM-04SF	G1/2	65	30	40		
KTM-06SF	G3/4	72	38	52		
KTM-08SF	G1	88	45	62		


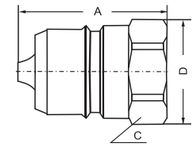

Male – 阳接头

Part No. 订货号	Thread 螺纹	A (mm.)	C (mm.)	D (mm.)	Weight 重量	Package 盒装量
KTM-03PF	G3/8	42	22	25		
KTM-04PF	G1/2	46	27	32		
KTM-06PF	G3/4	52	36	41		
KTM-08PF	G1	60	46	52		

Accessories - 附件

Size 规格		Dust protections 防尘帽 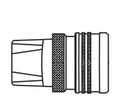 			Dust protections 防尘帽 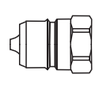 		
		PVC		Aluminum	PVC		Aluminum
mm	inch	Part Number 订货号	Colour 颜色	Part Number 订货号	Part Number 订货号	Colour 颜色	Part Number 订货号
10	3/8	CTM-3/8			PTM-3/8		
12.5	1/2	CTM-1/2			PTM-1/2		
20	3/4	CTM-3/4			PTM-3/4		
25	1	CTM-G1			PTM-G1		

开闭式高压液压快速接头(碳钢)

SUPER HIGH PRESSURE HYDRAULIC QUICK COUPLING(STEEL)

KTC series



技术特性	Features	特性参数	Technical Specifications
回推套筒后插入连接	Connexion by pulling back the sleeve	高性能碳钢，局部热处理强化	High grade carbon steel with heat treated wear parts
回推阴接头套筒断开	Disconnexion by pulling back the female sleeve	NBR PTFE支撑环	NBR Backup ring in PTFE
锥面截止阀	Shut off by poppet valve		
不允许带压连接	Connexion under pressure not allowed	-25°C to +125°C (-13°F to +257°F)	-25°C to +125°C (-13°F to +257°F)
不允许带压断开	Disconnexion under pressure not allowed		
Par ker企业标准	Interchangeability according to Par ker internal Standards	按ISO 7241-2标准	According to ISO 7241-2

Fields of application
应用场合



Size 规格		Working pressure 工作压力	Flow Rate 额定流量	Burst Pressures 爆破压力		
			@ 0.2 MPa pressure drop			
mm	inch	MPa *(PSI)*	l/min *(GPM)*	MPa *(PSI)*	MPa *(PSI)*	MPa *(PSI)*
10	3/8"	70 *(10000)*	23 *(6.0)*	120 *(17400)*	120 *(17400)*	150 *(21800)*



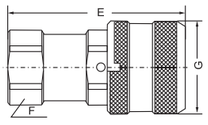

Female – 阴接头

Part No. 订货号	Thread 螺纹	E	F	G	Weight 重量	Package 盒装量
		(mm.)	(mm.)	(mm.)		
KTC-03SF	NPT3/8	62.5	24	32		



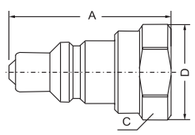

Male – 阳接头

Part No. 订货号	Thread 螺纹	A	C	D	Weight 重量	Package 盒装量
		(mm.)	(mm.)	(mm.)		
KTC-03PF	NPT3/8	44.3	24	28		

ISO 16028平面式液压快速接头(碳钢)

FLAT FACE HYDRAULIC QUICK COUPLINGS(CARBON STEEL)/ INTERNATIONAL INTERCHANGE ISO 16028

QKEP series



技术特性	Features	特性参数	Technical Specifications
阴阳接头通过螺纹旋紧连接	Connexion by screwing together the two parts	优质碳钢，局部经淬火或渗碳硬化	High grade carbon steel tempered or carbonitrited for specific stressed area
旋开阴阳接头螺纹断开	Disconnexion by unscrewing the two parts	聚氨酯及NBR—PTFE支撑环	Polyurethane and NBR Backup ring in PTFE
平面截止阀	Shut off by flat face valve		
在阳接头带残压(35MPa-5075PSI)下，无需工具可实现连接	Connectable with male part under residual pressure (35MPa-5075PSI) without using tools	-25° C to +100° C (-13° F to +212° F)	-25°C to +100°C (-13°F to +212°F)
允许带压断开	Disconnexion under pressure allowed	根据ISO 7241-2标准要求， 断开状态在133%倍额定压力下经100.000次脉冲试验验证 结合状态在133%倍额定压力下经1.000.000次脉冲试验验证	100.000 cycles at 133% of rated pressure disconnected 1.000.000 cycles at 133% of rated pressure connected. Tested according to ISO 7241-2 specifications
连接断开过程无溢油	No spillage during Connexion and Disconnexion		
意图奇VEP标准	Interchangeability Stucchi Market		

Fields of application
应用场合



Size 规格		Working pressure 工作压力	Flow Rate 额定流量	Burst Pressures 爆破压力		
			@ 0,2 MPa pressure drop			
mm	inch	MPa *(PSI)*	l/min *(GPM)*	MPa *(PSI)*	MPa *(PSI)*	MPa *(PSI)*
6.3	1/4"	60 *(8700)*	12 *(3.18)*	60 *(8700)*	60 *(8700)*	150 *(21750)*
10	3/8"	55 *(7975)*	23 *(6.10)*	55 *(7975)*	55 *(7975)*	140 *(20300)*
12.5	1/2"	55 *(7975)*	45 *(11.93)*	55 *(7975)*	55 *(7975)*	140 *(20300)*
20	3/4"	55 *(7975)*	74 *(19.61)*	55 *(7975)*	55 *(7975)*	140 *(20300)*
25	1"	50 *(7250)*	100 *(26.50)*	50 *(7250)*	50 *(7250)*	125 *(18125)*
31.5	1 1/4"	47 *(6815)*	189 *(50.19)*	47 *(6815)*	47 *(6815)*	120 *(17400)*
40	1 1/2"	40 *(5800)*	288 *(76.32)*	40 *(5800)*	40 *(5800)*	110 *(15950)*
50	2"	35 *(5075)*	379 *(100.44)*	35 *(5075)*	35 *(5075)*	110 *(15950)*

ISO 16028平面式液压快速接头(碳钢)

FLAT FACE HYDRAULIC QUICK COUPLINGS(CARBON STEEL)/ INTERNATIONAL INTERCHANGE ISO 16028

QKEP series



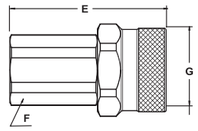

Female – 阴接头

Part No. 订货号	Thread 螺纹	E	F	G	Part No. 订货号	Thread 螺纹	E	F	G	Weight 重量	Package 盒装量
		(mm.)	(mm.)	(mm.)			(in.)	(in.)	(in.)		
QKEP03-03SF	G3/8	65.8	30	41.8	QKEP03-N03SF	NPT3/8	2.59	1.18	1.65		
QKEP03-04SF	G1/2	70.8	30	41.8	QKEP03-N04SF	NPT1/2	2.79	1.18	1.65		
QKEP04-04SF	G1/2	77.8	36	49.8	QKEP04-N04SF	NPT1/2	3.06	1.42	1.96		
QKEP04-06SF	G3/4	84.8	36	49.8	QKEP04-N06SF	NPT3/4	3.34	1.42	1.96		
QKEP06-06SF	G3/4	84.8	41	53.8	QKEP06-N06SF	NPT3/4	3.34	1.61	2.12		
QKEP06-08SF	G1	97.7	46	58.8	QKEP06-N08SF	NPT1	3.85	1.81	2.31		
QKEP08-08SF	G1	99.7	46	58.8	QKEP08-N08SF	NPT1	3.93	1.81	2.31		
QKEP08-10SF	G1-1/4	105.8	55	69.8	QKEP08-N10SF	NPT1-1/4	4.17	2.17	2.75		
QKEP10-10SF	G1-1/4	106.8	55	69.8	QKEP10-N10SF	NPT1-1/4	4.2	2.17	2.75		
QKEP12-10SF	G1-1/4	133.5	65	92	QKEP12-N10SF	NPT1-1/4	5.26	2.56	3.62		
QKEP12-12SF	G1-1/2	133.5	65	92	QKEP12-N12SF	NPT1-1/2	5.26	2.56	3.62		
QKEP16-16SF	G2	224.8	90	200	QKEP16-N16SF	NPT2	8.85	3.54	7.87		



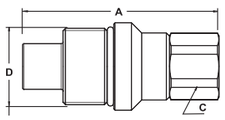

Male – 阳接头

Part No. 订货号	Thread 螺纹	A	C	D	Part No. 订货号	Thread 螺纹	A	C	D	Weight 重量	Package 盒装量
		(mm.)	(mm.)	(mm.)			(in.)	(in.)	(in.)		
QKEP03-03PF	G3/8	82.5	27	M33x2	QKEP03-N03PF	NPT3/8	3.25	1.06	M33x2		
QKEP03-04PF	G1/2	85	27	M33x2	QKEP03-N04PF	NPT1/2	3.35	1.06	M33x2		
QKEP04-04PF	G1/2	95	36	M40x3	QKEP04-N04PF	NPT1/2	3.74	1.42	M40x3		
QKEP04-06PF	G3/4	97.4	36	M40x3	QKEP04-N06PF	NPT3/4	3.83	1.42	M40x3		
QKEP06-06PF	G3/4	99	36	M45x3	QKEP06-N06PF	NPT3/4	3.90	1.42	M45x3		
QKEP06-08PF	G1	113.6	46	M50x3	QKEP06-N08PF	NPT1	4.47	1.81	M50x3		
QKEP08-08PF	G1	113.6	46	M50x3	QKEP08-N08PF	NPT1	4.47	1.81	M50x3		
QKEP08-10PF	G1-1/4	123.4	55	M58x3	QKEP08-N10PF	NPT1-1/4	4.86	2.17	M58x3		
QKEP10-10PF	G1-1/4	123.4	55	M58x3	QKEP10-N10PF	NPT1-1/4	4.86	2.17	M58x3		
QKEP12-10PF	G1-1/4	150	65	M80x4	QKEP12-N10PF	NPT1-1/4	5.91	2.56	M80x4		
QKEP12-12PF	G1-1/2	150	65	M80x4	QKEP12-N12PF	NPT1-1/2	5.91	2.56	M80x4		
QKEP16-16PF	G2	218.4	90	M130x6	QKEP16-N16PF	NPT2	8.60	3.54	M130x6		

Accessories - 附件

Size 规格		Dust protections 防尘帽			Dust protections 防尘帽		
		Aluminum		PVC	Aluminum		PVC
mm	inch	Part Number 订货号	Colour 颜色	Part Number 订货号	Part Number 订货号	Colour 颜色	Part Number 订货号
10	3/8	CEF-3/8			PEP-3/8		
12.5	1/2	CEF-1/2			PEP-1/2		
20	3/4	CEF-3/4			PEP-3/4		
25	1	CEF-1			PEP-1		
32	1 1/4	CEF-1 1/4			PEP-1 1/4		
40	1 1/2	CEF-1 1/2			PEP-1 1/2		
50	2	CEF-2			PEP-2		

ISO 16028平面式液压快速接头(碳钢)

FLAT FACE HYDRAULIC QUICK COUPLINGS(CARBON STEEL)/ INTERNATIONAL INTERCHANGE ISO 16028

QKFH series



技术特性	Features	特性参数	Technical Specifications
阳接头插入连接	Connexion by pushing the male coupling	优质碳钢，局部经淬火或渗碳硬化	High grade carbon steel tempered or carbonitrited for specific stressed area
回推阴接头套筒断开	Disconnexion by pulling back the female sleeve	聚氨酯及NBR—PTFE支撑环	Polyurethane and NBR Backup ring in PTFE
平面截止阀	Shut off by flat face valve		
允许带残压(35MPa-5075PSI)连接	Connectable under residual pressure (35MPa-5075PSI)allowed	-25° C to +100° C (-13° F to +212° F)	-25°C to +100°C (-13°F to +212°F)
不允许带压断开	Disconnexion under pressure not allowed		
ISO16028标准	Interchangeability according to ISO 16028	根据ISO 7241-2标准要求， 断开状态在133%倍额定压力下经100.000次脉冲试验验证 结合状态在133%倍额定压力下经1.000.000次脉冲试验验证	100.000 cycles at 133% of rated pressure disconnected 1.000.000 cycles at 133% of rated pressure connected. Tested according to ISO 7241-2 specifications
连接断开过程无溢油	No spillage during Connexion and Disconnexion		

Fields of application
应用场合



	Working pressure 工作压力	Flow Rate 额定流量	Burst Pressures 爆破压力		
		@ 0,2 MPa pressure drop			
mm	inch.	MPa *(PSI)*	l/min *(GPM)*	MPa *(PSI)*	MPa *(PSI)*
10	3/8"	35 *(5000)*	35 *(9.24)*	140 *(20000)*	170 *(24200)*
12.5	1/2"	35 *(5000)*	65*(17.17)*	140 *(20000)*	170 *(24200)*
20	3/4"	35 *(5000)*	115*(30.38)*	140 *(20000)*	140 *(20000)*
25	1"	35 *(5000)*	115*(30.38)*	140 *(20000)*	140 *(20000)*
32	1 1/4"	35 *(5000)*	115*(30.38)*	140 *(20000)*	140 *(20000)*
40	1 1/2"	35 *(5000)*	115*(30.38)*	140 *(20000)*	140 *(20000)*

ISO 16028平面式液压快速接头(碳钢)

FLAT FACE HYDRAULIC QUICK COUPLINGS(CARBON STEEL)/ INTERNATIONAL INTERCHANGE ISO 16028

QKFH series



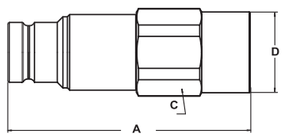

Male – 阳接头

Part No. 订货号	Thread 螺纹	Size 规格	A	C	D	Part No. 订货号	Thread 螺纹	Size 规格	A	C	D	Weight 重量	Package 盒装量
			(mm.)	(mm.)	(mm.)				(in.)	(in.)	(in.)		
QKFH 03-03PF	G3/8	3/8	80	27.0	29	QKFH 03-N03PF	NPT3/8	3/8	3.15	1.06	1.14		
QKFH 03-04PF	G1/2	3/8	82.5	27.0	29	QKFH 03-N04PF	NPT1/2	3/8	3.25	1.06	1.14		
QKFH 04-04PF	G1/2	1/2	91	36.0	38.5	QKFH 04-N04PF	NPT1/2	1/2	3.58	1.41	1.52		
QKFH 04-06PF	G3/4	1/2	93.5	36.0	38.5	QKFH 04-N06PF	NPT3/4	1/2	3.68	1.41	1.52		
QKFH 06-06PF	G3/4	3/4	95	36.0	38.5	QKFH 06-N06PF	NPT3/4	3/4	3.7	1.41	1.52		
QKFH 06-08PF	G1	3/4	108.5	46.0	49.8	QKFH 06-N08PF	NPT1	3/4	4.27	1.81	1.96		
QKFH 08-08PF	G1	1	110	46.0	49.8	QKFH 08-N08PF	NPT1	1	4.3	1.81	1.96		
QKFH 10-10PF	G1 1/4	1 1/4	123.5	55.0	59.8	QKFH 10-N10PF	NPT1 1/4	1 1/4	4.86	2.17	2.35		
QKFH 12-12PF	G1 1/2	1 1/2	141.9	70.0	75.8	QKFH 12-N12PF	NPT1 1/2	1 1/2	5.78	2.76	2.98		

Accessories - 附件

Size 规格		Dust protections 防尘帽	
		PVC	
mm	inch	Part Number 订货号	
10	3/8	CKFH-3/8	●
12.5	1/2	CKFH-1/2	●
20	3/4	CKFH-3/4	●
25	1	CKFH-1	●

ISO 16028平面式液压快速接头(碳钢)

FLAT FACE HYDRAULIC QUICK COUPLINGS(CARBON STEEL)/ INTERNATIONAL INTERCHANGE ISO 16028

QKPT series



技术特性	Features	特性参数	Technical Specifications
阳接头插入连接	Connexion by pushing the male coupling	优质碳钢，局部经淬火或渗碳硬化	High grade carbon steel tempered or carbonitrited for specific stressed area
回推阴接头套筒断开	Disconnexion by pulling back the female sleeve	聚氨酯及NBR—PTFE支撑环	Polyurethane and NBR Backup ring in PTFE
平面截止阀	Shut off by flat face valve		
不允许带压连接	Connexion under pressure not allowed	-25° C to +100° C (-13° F to +212° F)	-25°C to +100°C (-13°F to +212°F)
不允许带压断开	Disconnexion under pressure not allowed		
ISO16028标准	Interchangeability according to ISO 16028	根据ISO 7241-2标准要求，断开状态在133%倍额定压力下经100.000次脉冲试验验证 结合状态在133%倍额定压力下经1.000.000次脉冲试验验证	100.000 cycles at 133% of rated pressure disconnected 1.000.000 cycles at 133% of rated pressure connected. Tested according to ISO 7241-2 specifications
连接断开过程无溢油	No spillage during Connexion and Disconnexion		

Fields of application 应用场合



	Working pressure 工作压力	Flow Rate 额定流量	Burst Pressures 爆破压力			Force to Connect 所需插接力
		@ 0,2 MPa pressure drop	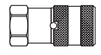		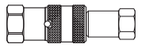	
mm	inch.	MPa *(PSI)*	l/min *(GPM)*	MPa *(PSI)*	MPa *(PSI)*	MPa *(PSI)*	N
3,2	1/8″	35 *(5000)*	12 (3,2)	170 *(24200)*	140 *(20000)*	180 *(25700)*	105
6.3	1/4″	35 *(5000)*	25 *(6,6)*	170 *(24200)*	140 *(20000)*	180 *(25700)*	110
10	3/8″	35 *(5000)*	50 *(13,2)*	170 *(24200)*	140 *(20000)*	170 *(24200)*	150
12.5	1/2″	35 *(5000)*	110 *(29)*	140 *(20000)*	140 *(20000)*	170 *(24200)*	210
16	5/8″	35 *(5000)*	125 *(33)*	140 *(20000)*	140 *(20000)*	140 *(20000)*	205
19	3/4″	35 *(5000)*	160 *(42,4)*	140 *(20000)*	140 *(20000)*	140 *(20000)*	215
25	1″	35 *(5000)*	230 *(60.7)*	140 *(20000)*	140 *(20000)*	170 *(24200)*	280

ISO 16028平面式液压快速接头(碳钢)

FLAT FACE HYDRAULIC QUICK COUPLINGS(CARBON STEEL)/ INTERNATIONAL INTERCHANGE ISO 16028

QKPT series



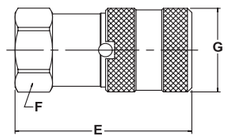

Female – 阴接头

Part No. 订货号	Thread 螺纹	Size 规格	E	F	G	Part No. 订货号	Thread 螺纹	Size 规格	E	F	G	Weight 重量	Package 盒装量
			(mm.)	(mm.)	(mm.)				(in.)	(in.)	(in.)		
QKPT 02-02SF	G1/4	1/4	48.0	24.0	28.0	QKPT 02-N02SF	NPT1/4	1/4	1.88	0.94	1.10		
QKPT 03-03SF	G3/8	3/8	65.0	27.0	32.0	QKPT 03-N03SF	NPT3/8	3/8	2.55	1.06	1.25		
QKPT 03-04SF	G1/2	3/8	70.0	27.0	32.0	QKPT 03-N04SF	NPT1/2	3/8	2.75	1.06	1.25		
QKPT 04-04SF	G1/2	1/2	79.0	36.0	40.0	QKPT 04-N04SF	NPT1/2	1/2	3.11	1.41	1.57		
QKPT 04-06SF	G3/4	1/2	79.0	36.0	40.0	QKPT 04-N06SF	NPT3/4	1/2	3.11	1.41	1.57		
QKPT 06-06SF	G3/4	3/4	79.0	36.0	41.0	QKPT 06-N06SF	NPT3/4	3/4	3.11	1.41	1.63		
QKPT 08-08SF	G1	1	93.0	45.0	48.0	QKPT 08-N08SF	NPT1	1	3.66	1.77	1.88		
QKPT 08-10SF	G1 1/4	1	103.0	50.0	55.0	QKPT 08-N10SF	NPT1 1/4	1	4.06	1.97	2.17		



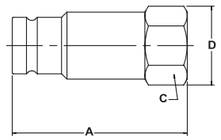

Male – 阳接头

Part No. 订货号	Thread 螺纹	Size 规格	A	C	D	Part No. 订货号	Thread 螺纹	Size 规格	A	C	D	Weight 重量	Package 盒装量
			(mm.)	(mm.)	(mm.)				(in.)	(in.)	(in.)		
QKPT 02-02PF	G1/4	1/4	48.0	22.0	24.0	QKPT 02-N02PF	NPT1/4	1/4	1.88	0.86	0.94		
QKPT 03-03PF	G3/8	3/8	60.0	24.0	26.0	QKPT 03-N03PF	NPT3/8	3/8	2.36	0.94	1.02		
QKPT 03-04PF	G1/2	3/8	63.0	27.0	29.0	QKPT 03-N04PF	NPT1/2	3/8	2.48	1.06	1.14		
QKPT 04-04PF	G1/2	1/2	70.0	32.0	35.0	QKPT 04-N04PF	NPT1/2	1/2	2.77	1.25	1.37		
QKPT 04-06PF	G3/4	1/2	70.0	32.0	35.0	QKPT 04-N06PF	NPT3/4	1/2	2.77	1.25	1.37		
QKPT 06-06PF	G3/4	3/4	70.0	36.0	38.0	QKPT 06-N06PF	NPT3/4	3/4	2.77	1.41	1.51		
QKPT 08-08PF	G1	1	83.0	45.0	48.0	QKPT 08-N08PF	NPT1	1	3.26	1.77	1.88		
QKPT 08-10PF	G1 1/4	1	109.0	55.0	60.0	QKPT 08-N10PF	NPT1 1/4	1	4.29	2.17	2.36		

ISO 16028平面式液压快速接头(不锈钢)

FLAT FACE HYDRAULIC QUICK COUPLINGS(STAINLESS STEEL)/ INTERNATIONAL INTERCHANGE ISO 16028

QKPS series



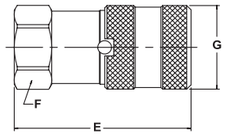

Female – 阴接头

Part No. 订货号	Thread 螺纹	Size 规格	E	F	G	Part No. 订货号	Thread 螺纹	Size 规格	E	F	G	Weight 重量	Package 盒装量
			(mm.)	(mm.)	(mm.)				(in.)	(in.)	(in.)		
QKPS 02-02SF	G1/4	1/4	48.0	24.0	28.0	QKPS 02-N02SF	NPT1/4	1/4	1.88	0.94	1.10		
QKPS 03-03SF	G3/8	3/8	65.0	27.0	32.0	QKPS 03-N03SF	NPT3/8	3/8	2.55	1.06	1.25		
QKPS 03-04SF	G1/2	3/8	70.0	27.0	32.0	QKPS 03-N04SF	NPT1/2	3/8	2.75	1.06	1.25		
QKPS 04-04SF	G1/2	1/2	79.0	36.0	40.0	QKPS 04-N04SF	NPT1/2	1/2	3.11	1.41	1.57		
QKPS 04-06SF	G3/4	1/2	79.0	36.0	40.0	QKPS 04-N06SF	NPT3/4	1/2	3.11	1.41	1.57		
QKPS 06-06SF	G3/4	3/4	79.0	36.0	41.0	QKPS 06-N06SF	NPT3/4	3/4	3.11	1.41	1.63		
QKPS 08-08SF	G1	1	93.0	45.0	48.0	QKPS 08-N08SF	NPT1	1	3.66	1.77	1.88		
QKPS 08-10SF	G1 1/4	1	103.0	50.0	55.0	QKPS 08-N10SF	NPT1 1/4	1	4.06	1.97	2.17		



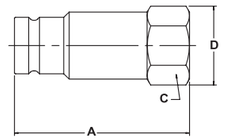

Male – 阳接头

Part No. 订货号	Thread 螺纹	Size 规格	A	C	D	Part No. 订货号	Thread 螺纹	Size 规格	A	C	D	Weight 重量	Package 盒装量
			(mm.)	(mm.)	(mm.)				(in.)	(in.)	(in.)		
QKPS 02-02PF	G1/4	1/4	48.0	22.0	24.0	QKPS 02-N02PF	NPT1/4	1/4	1.88	0.86	0.94		
QKPS 03-03PF	G3/8	3/8	60.0	24.0	26.0	QKPS 03-N03PF	NPT3/8	3/8	2.36	0.94	1.02		
QKPS 03-04PF	G1/2	3/8	63.0	27.0	29.0	QKPS 03-N04PF	NPT1/2	3/8	2.48	1.06	1.14		
QKPS 04-04PF	G1/2	1/2	70.0	32.0	35.0	QKPS 04-N04PF	NPT1/2	1/2	2.77	1.25	1.37		
QKPS 04-06PF	G3/4	1/2	70.0	32.0	35.0	QKPS 04-N06PF	NPT3/4	1/2	2.77	1.25	1.37		
QKPS 06-06PF	G3/4	3/4	70.0	36.0	38.0	QKPS 06-N06PF	NPT3/4	3/4	2.77	1.41	1.51		
QKPS 08-08PF	G1	1	83.0	45.0	48.0	QKPS 08-N08PF	NPT1	1	3.26	1.77	1.88		
QKPS 08-10PF	G1 1/4	1	109.0	55.0	60.0	QKPS 08-N10PF	NPT1 1/4	1	4.29	2.17	2.36		

ISO 16028平面式液压快速接头(铜)

FLAT FACE HYDRAULIC QUICK COUPLINGS(BRASS)/ INTERNATIONAL INTERCHANGE ISO 16028

QKPB series



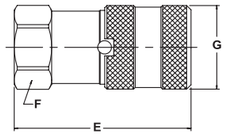

Female – 阴接头

Part No. 订货号	Thread 螺纹	Size 规格	E (mm.)	F (mm.)	G (mm.)	Part No. 订货号	Thread 螺纹	Size 规格	E (in.)	F (in.)	G (in.)	Weight 重量	Package 盒装量
QKPB 02-02SF	G1/4	1/4	48.0	24.0	28.0	QKPB 02-N02SF	NPT1/4	1/4	1.88	0.94	1.10		
QKPB 03-03SF	G3/8	3/8	65.0	27.0	32.0	QKPB 03-N03SF	NPT3/8	3/8	2.55	1.06	1.25		
QKPB 03-04SF	G1/2	3/8	70.0	27.0	32.0	QKPB 03-N04SF	NPT1/2	3/8	2.75	1.06	1.25		
QKPB 04-04SF	G1/2	1/2	79.0	36.0	40.0	QKPB 04-N04SF	NPT1/2	1/2	3.11	1.41	1.57		
QKPB 04-06SF	G3/4	1/2	79.0	36.0	40.0	QKPB 04-N06SF	NPT3/4	1/2	3.11	1.41	1.57		
QKPB 06-06SF	G3/4	3/4	79.0	36.0	41.0	QKPB 06-N06SF	NPT3/4	3/4	3.11	1.41	1.63		
QKPB 08-08SF	G1	1	93.0	45.0	48.0	QKPB 08-N08SF	NPT1	1	3.66	1.77	1.88		
QKPB 08-10SF	G1 1/4	1	103.0	50.0	55.0	QKPB 08-N10SF	NPT1 1/4	1	4.06	1.97	2.17		



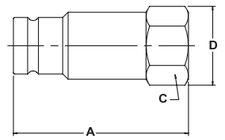

Male – 阳接头

Part No. 订货号	Thread 螺纹	Size 规格	A (mm.)	C (mm.)	D (mm.)	Part No. 订货号	Thread 螺纹	Size 规格	A (in.)	C (in.)	D (in.)	Weight 重量	Package 盒装量
QKPB 02-02PF	G1/4	1/4	48.0	22.0	24.0	QKPB 02-N02PF	NPT1/4	1/4	1.88	0.86	0.94		
QKPB 03-03PF	G3/8	3/8	60.0	24.0	26.0	QKPB 03-N03PF	NPT3/8	3/8	2.36	0.94	1.02		
QKPB 03-04PF	G1/2	3/8	63.0	27.0	29.0	QKPB 03-N04PF	NPT1/2	3/8	2.48	1.06	1.14		
QKPB 04-04PF	G1/2	1/2	70.0	32.0	35.0	QKPB 04-N04PF	NPT1/2	1/2	2.77	1.25	1.37		
QKPB 04-06PF	G3/4	1/2	70.0	32.0	35.0	QKPB 04-N06PF	NPT3/4	1/2	2.77	1.25	1.37		
QKPB 06-06PF	G3/4	3/4	70.0	36.0	38.0	QKPB 06-N06PF	NPT3/4	3/4	2.77	1.41	1.51		
QKPB 08-08PF	G1	1	83.0	45.0	48.0	QKPB 08-N08PF	NPT1	1	3.26	1.77	1.88		
QKPB 08-10PF	G1 1/4	1	109.0	55.0	60.0	QKPB 08-N10PF	NPT1 1/4	1	4.29	2.17	2.36		

Accessories - 附件

Size 规格		Dust protections 防尘帽			Dust protections 防尘帽		
		PVC		Aluminum	PVC		Aluminum
mm	inch	Part Number 订货号	Colour 颜色	Part Number 订货号	Part Number 订货号	Colour 颜色	Part Number 订货号
6.3	1/4	CZT-1/4			PZT-1/4		
10	3/8	CZT-3/8			PZT-3/8		
12.5	1/2	CZT-1/2			PZT-1/2		
16	5/8						
20	3/4	CZT-3/4			PZT-3/4		
25	1	CZT-1			PZT-1		

ISO 16028平面式液压快速接头(碳钢)

FLAT FACE HYDRAULIC QUICK COUPLINGS(CARBON STEEL)/ INTERNATIONAL INTERCHANGE ISO 16028

QKPH series



技术特性	Features	特性参数	Technical Specifications
阳接头插入连接	Connexion by pushing the male coupling	优质碳钢，局部经淬火或渗碳硬化	High grade carbon steel tempered or carbonitrited for specific stressed area
回推阴接头套筒断开	Disconnexion by pulling back the female sleeve	聚氨酯及NBR—PTFE支撑环	Polyurethane and NBR Backup ring in PTFE
平面截止阀	Shut off by flat face valve		
不允许带压连接	Connexion under pressure not allowed	-25° C to +100° C (-13° F to +212° F)	-25°C to +100°C (-13°F to +212°F)
不允许带压断开	Disconnexion under pressure not allowed		
ISO16028标准	Interchangeability according to ISO 16028	根据ISO 7241-2标准要求，断开状态在133%倍额定压力下经100.000次脉冲试验验证 结合状态在133%倍额定压力下经1.000.000次脉冲试验验证	100.000 cycles at 133% of rated pressure disconnected 1.000.000 cycles at 133% of rated pressure connected. Tested according to ISO 7241-2 specifications
连接断开过程无溢油	No spillage during Connexion and Disconnexion		

Fields of application 应用场合



	Working pressure 工作压力	Flow Rate 额定流量	Burst Pressures 爆破压力			Force to Connect 所需插接力
		@ 0,2 MPa pressure drop				
mm	inch.	MPa *(PSI)*	l/min *(GPM)*	MPa *(PSI)*	MPa *(PSI)*	MPa *(PSI)*	N
12.5	1/2"	35 *(5000)*	110 *(29)*	140 *(20000)*	140 *(20000)*	170 *(24200)*	210
19	3/4"	35 *(5000)*	160 *(42,4)*	140 *(20000)*	140 *(20000)*	140 *(20000)*	215

ISO 16028平面式液压快速接头(碳钢)

FLAT FACE HYDRAULIC QUICK COUPLINGS(CARBON STEEL)/ INTERNATIONAL INTERCHANGE ISO 16028

QKPH series



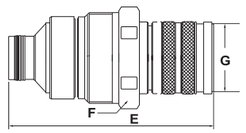

Female – 阴接头

Part No. 订货号	Thread 螺纹	Size 规格	E (mm.)	F (mm.)	G (mm.)	Weight 重量	Package 盒装量	
QKPH 04-04SM	M46x1.5	1/2	102	42	38			
QKPH 04-06SM	M48x1.5	1/2	103	50	38			



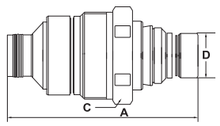

Male – 阳接头

Part No. 订货号	Thread 螺纹	Size 规格	A (mm.)	C (mm.)	D (mm.)	Weight 重量	Package 盒装量	
QKPH 04-04PM	M46x1.5	1/2	99	42	24.7			
QKPH 04-06PM	M48x1.5	1/2	100	50	24.7			

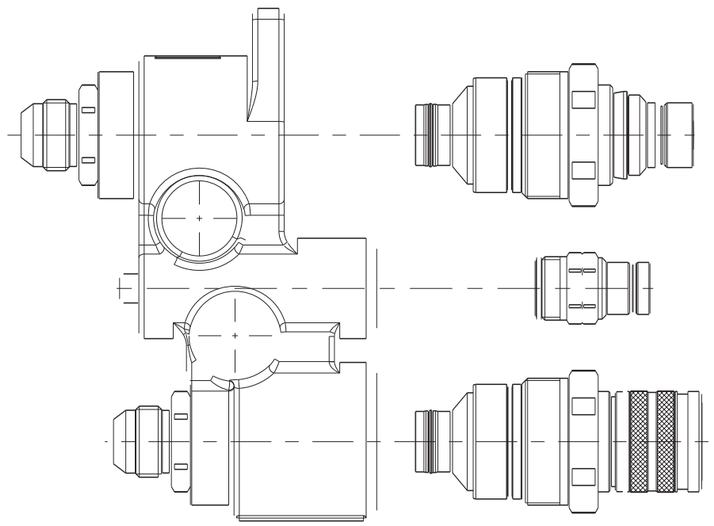

ISO 16028平面式液压快速接头(碳钢)

FLAT FACE HYDRAULIC QUICK COUPLINGS(CARBON STEEL)/ INTERNATIONAL INTERCHANGE ISO 16028

QKPM series





技术特性	Features	特性参数	Technical Specifications
阳接头插入连接	Connexion by pushing the male coupling	优质碳钢，局部经淬火或渗碳硬化	High grade carbon steel tempered or carbonitrited for specific stressed area
回推阴接头套筒断开	Disconnexion by pulling back the female sleeve	聚氨酯及NBR—PTFE支撑环	Polyurethane and NBR Backup ring in PTFE
平面截止阀	Shut off by flat face valve		
不允许带压连接	Connexion under pressure not allowed	-25° C to +100° C (-13° F to +212° F)	-25°C to +100°C (-13°F to +212°F)
不允许带压断开	Disconnexion under pressure not allowed		
ISO16028标准	Interchangeability according to ISO 16028	根据ISO 7241-2标准要求，断开状态在133%倍额定压力下经100.000次脉冲试验验证 结合状态在133%倍额定压力下经1.000.000次脉冲试验验证	100.000 cycles at 133% of rated pressure disconnected 1.000.000 cycles at 133% of rated pressure connected. Tested according to ISO 7241-2 specifications
连接断开过程无溢油	No spillage during Connexion and Disconnexion		

Fields of application
应用场合



	Working pressure 工作压力	Flow Rate 额定流量	Burst Pressures 爆破压力			Force to Connect 所需插接力
		@ 0,2 MPa pressure drop				
mm	inch.	MPa *(PSI)*	l/min *(GPM)*	MPa *(PSI)*	MPa *(PSI)*	MPa *(PSI)*	N
10	3/8″	25 *(3625)*	40 *(10.4)*	100 *(14500)*	100 *(14500)*	110 *(15950)*	-
12.5	1/2″	25 *(3625)*	70 *(18.2)*	100 *(14500)*	100 *(14500)*	110 *(15950)*	-

ISO 16028平面式液压快速接头(碳钢)

FLAT FACE HYDRAULIC QUICK COUPLINGS(CARBON STEEL)/ INTERNATIONAL INTERCHANGE ISO 16028

QKPM Series



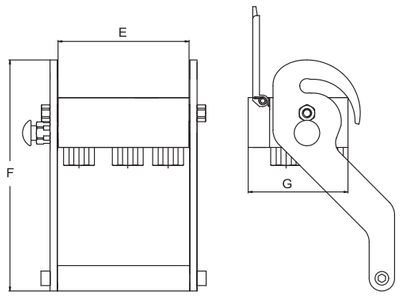

Female – 阴接头

Part No. 订货号	Thread 螺纹	Size 规格	E	F	G	Part No. 订货号	Thread 螺纹	Size 规格	E	F	G	Weight 重量	Package 盒装量
			(mm.)	(mm.)	(mm.)				(in.)	(in.)	(in.)		
QKPM-03SF-2L	G3/8	3/8	86	185	105	QKPM-N03SF-2L	NPT3/8	3/8	3.38	7.28	4.13		
QKPM-03SF-4L	G3/8	3/8	86	185	105	QKPM-N03SF-4L	NPT3/8	3/8	3.38	7.28	4.13		
QKPM-03SF-6L	G3/8	3/8	188	265	105	QKPM-N03SF-6L	NPT3/8	3/8	7.40	10.43	4.13		
QKPM-03SF-8L	G3/8	3/8	188	265	105	QKPM-N03SF-8L	NPT3/8	3/8	7.40	10.43	4.13		
QKPM-04SF-2L	G1/2	1/2	86	185	105	QKPM-N04SF-2L	NPT1/2	1/2	3.38	7.28	4.13		
QKPM-04SF-4L	G1/2	1/2	86	185	105	QKPM-N04SF-4L	NPT1/2	1/2	3.38	7.28	4.13		
QKPM-04SF-6L	G1/2	1/2	188	265	105	QKPM-N04SF-6L	NPT1/2	1/2	7.40	10.43	4.13		
QKPM-04SF-8L	G1/2	1/2	188	265	105	QKPM-N04SF-8L	NPT1/2	1/2	7.40	10.43	4.13		



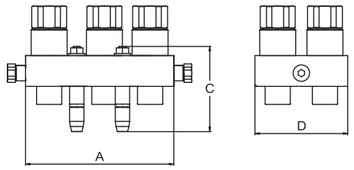

Male – 阳接头

Part No. 订货号	Thread 螺纹	Size 规格	A	C	D	Part No. 订货号	Thread 螺纹	Size 规格	A	C	D	Weight 重量	Package 盒装量
			(mm.)	(mm.)	(mm.)				(in.)	(in.)	(in.)		
QKPM-03PF-2L	G3/8	3/8	86	83	80	QKPM-N03PF-2L	NPT3/8	3/8	3.38	3.27	3.15		
QKPM-03PF-4L	G3/8	3/8	86	83	80	QKPM-N03PF-4L	NPT3/8	3/8	3.38	3.27	3.15		
QKPM-03PF-6L	G3/8	3/8	188	83	80	QKPM-N03PF-6L	NPT3/8	3/8	7.40	3.27	3.15		
QKPM-03PF-8L	G3/8	3/8	188	83	80	QKPM-N03PF-8L	NPT3/8	3/8	7.40	3.27	3.15		
QKPM-04PF-2L	G1/2	1/2	86	83	83	QKPM-N04PF-2L	NPT1/2	1/2	3.38	3.27	3.27		
QKPM-04PF-4L	G1/2	1/2	86	83	83	QKPM-N04PF-4L	NPT1/2	1/2	3.38	3.27	3.27		
QKPM-04PF-6L	G1/2	1/2	188	83	83	QKPM-N04PF-6L	NPT1/2	1/2	7.40	3.27	3.27		
QKPM-04PF-8L	G1/2	1/2	188	83	83	QKPM-N04PF-8L	NPT1/2	1/2	7.40	3.27	3.27		

平头式液压快速接头(碳钢)

FLAT FACE HYDRAULIC QUICK COUPLINGS(STEEL)

KDF series



技术特性	Features	特性参数	Technical Specifications
阳接头插入连接	Connexion by pushing the male coupling	高性能碳钢，局部热处理强化	High grade carbon steel with heat treated wear parts
回推阴接头套筒断开	Disconnexion by pulling back the female sleeve	NBR PTFE支撑环	NBR Backup ring in PTFE
平面截止阀	Shut off by flat face valve		
不允许带压连接	Connexion under pressure not allowed	-25° C to +125° C (-13° F to +257° F)	-25°C to +125°C (-13°F to +257°F)
不允许带压断开	Disconnexion under pressure not allowed		
符合ISO 15171-1标准	Interchangeability according to ISO 15171-1	按ISO 7241-2标准	According to ISO 7241-2
连接断开过程无溢油	No spillage during Connexion and Disconnexion		

Fields of application
应用场合









Size 规格		Working pressure 工作压力	Flow Rate 额定流量	Burst Pressures 爆破压力		
			@ 0.2 MPa pressure drop	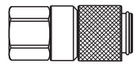	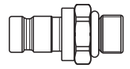	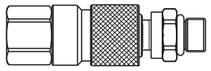
mm	inch.	MPa *(PSI)*	l/min *(GPM)*	MPa (PSI)	MPa *(PSI)*	MPa *(PSI)*
6.3	1/4"	47 *(6815)*	2 *(0.53)*	150 *(21750)*	190 *(27550)*	180 *(26100)*

平头式液压快速接头(碳钢)

FLAT FACE HYDRAULIC QUICK COUPLINGS(STEEL)

KDF series



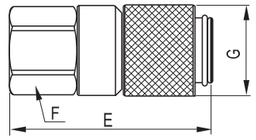

Female – 阴接头

Part No. 订货号	Thread 螺纹	E	F	G	Weight 重量	Package 盒装量
		(in.)	(in.)	(in.)		
KDF-N01SF	NPT1/8	1.65	0.83	24		
KDF-N02SF	NPT1/4	1.97	0.83	24		
KDF-7/16UNFSF	UNF7/16	2.13	0.83	24		
KSN-KDF-9/16UNFSF	UNF9/16	2.13	0.83	24		
KSN-KDF-M14SF	M14X1.5	2.03	0.83	24		



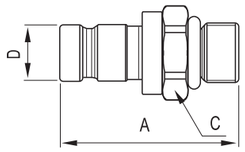

Male – 阳接头

Part No. 订货号	Thread 螺纹	A	C	D	Weight 重量	Package 盒装量
		(in.)	(in.)	(in.)		
KDF-N01PF	NPT1/8	1.42	0.75	0.5		
KDF-N02PF	NPT1/4	1.57	0.75	0.5		
KDF-7/16UNFPF	UNF7/16	1.61	0.75	0.5		
KSN-KDF-9/16UNFPF	UNF9/16	1.61	0.75	0.5		
KSN-KDF-M14PF	M14X1.5	1.61	0.75	0.5		

Accessories - 附件

Size 规格		Dust protections 防尘帽	
		PVC	
mm	inch.	Part Number 订货号	Colour 颜色
6.3	1/4"	PDF	

Thread 螺纹



螺纹式液压快速接头(铜)

THREAD-TO-CONNECT UNDER PRESSURE COUPLINGS(BRASS)

QKTF series



技术特性	Features	特性参数	Technical Specifications
阴阳接头通过螺纹旋紧连接	Connexion by screwing together the two parts	黄铜	Brass
旋开阴阳接头螺纹断开	Disconnexion by unscrewing the two parts	NBR PTFE支撑环	NBR Backup ring in PTFE
平面截止阀	Shut off by flat valve	-25°C to +125°C (-13°F to +257°F)	-25°C to +125°C (-13°F to +257°F)
阴阳接头可带压连接	Male and Female connectable under pressure	按ISO 7241-2标准	According to ISO 7241-2
可带压断开	Disconnexion under pressure allowed		
美国市场标准	Interchangeability US Market		

Fields of application
应用场合

Size 规格		Working pressure 工作压力	Flow Rate 额定流量	Burst Pressures 爆破压力		
			@ 0.2 MPa pressure drop			
mm	inch.	MPa *(PSI)*	l/min *(GPM)*	MPa *(PSI)*	MPa *(PSI)*	MPa *(PSI)*
20	3/4"	25 *(3625)*	62 *(16.5)*	100 *(14500)*	75 *(10900)*	82 *(11900)*
25	1"	23 *(3350)*	160 *(42)*	130 *(18850)*	70 *(10000)*	80 *(11600)*
32	1 1/4"	21 *(3000)*	220 *(58)*	78 *(11300)*	64 *(9300)*	68 *(9900)*
40	1 1/2"	20 *(2900)*	300 *(79)*	60 *(8700)*	60 *(8700)*	62 *(9000)*

母体
Couplers Wing Nut

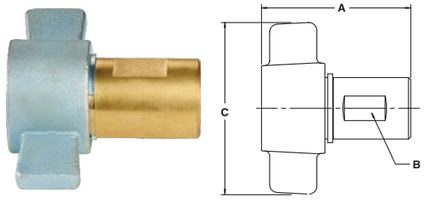

Part No. 订货号	Thread 螺纹	Size 规格	A	B	C	Weight 重量	Package 盒装量
			(in.)	(in.)	(in.)		
QKTF 06-N04SF	NPT1/2	3/4	3.22	1.16	4.06		
QKTF 06-N06SF	NPT3/4	3/4	3.22	1.16	4.06		
QKTF 08-N08SF	NPT 1	1	3.87	1.43	4.38		
QKTF 10-N10SF	NPT 1 1/4	1 1/4	4.16	1.78	5.20		

联系我们BSPP端口的可用性 Contact us for BSPP port availability

螺纹式液压快速接头(铜)

THREAD-TO-CONNECT UNDER PRESSURE COUPLINGS(BRASS)

QKTF series

Male – 阳接头

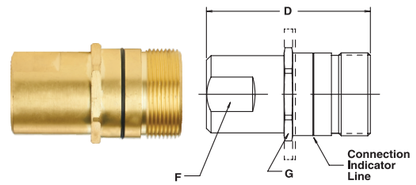

Part No. 订货号	Thread 螺纹	Size 规格	D	G	F	Weight 重量	Package 盒装量
			(in.)	(in.)	(in.)		
QKTF 06-N04PF	NPT1/2	3/4	3.11	1.62	1.18		
QKTF 06-N06PF	NPT3/4	3/4	3.11	1.62	1.18		
QKTF 08-N08PF	NPT 1	1	3.55	1.88	1.56		
QKTF 10-N10PF	NPT 1 1/4	1 1/4	3.71	2.13	1.88		

BSPP螺纹请与我们联系 Contact us for BSPP port availability

Hex Nut
六角螺母母体

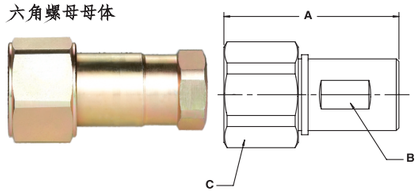

Part No. 订货号	Thread 螺纹	Size 规格	A	B	C	Weight 重量	Package 盒装量
			(in.)	(in.)	(in.)		
QKTF 06-N04HF	NPT1/2	3/4	3.22	1.16	1.75		
QKTF 06-N06HF	NPT3/4	3/4	3.22	1.16	1.75		
QKTF 08-N08HF	NPT 1	1	3.87	1.43	2.13		
QKTF 10-N10HF	NPT 1 1/4	1 1/4	4.16	1.78	2.50		

BSPP螺纹请与我们联系 Contact us for BSPP port availability

Accessories - 附件

Size 规格		Dust protections 防尘帽			Dust protections 防尘帽		
		PVC		Aluminum	PVC		Aluminum
mm	inch	Part Number 订货号	Colour 颜色	Part Number 订货号	Part Number 订货号	Colour 颜色	Part Number 订货号
12.5	1/2			QKTF-10S			QKTB-10S
20	3/4			QKTF-12S			QKTB-12S
25	1			QKTF-16S			QKTB-16S
32	1 1/4			QKTF-20S			QKTB-20S
40	1 1/2			QKTF-24S			QKTB-24S

螺纹锁紧式液压快速接头(碳钢)

THREAD LOCKED TYPE HYDRAULIC COUPLINGS(STEEL)

QKTL series



技术特性	Features	特性参数	Technical Specifications
阴阳接头通过螺纹旋紧连接	Connexion by screwing together the two parts	高性能碳钢，局部热处理强化	High grade carbon steel with heat treated wear parts
旋开阴阳接头螺纹断开	Disconnexion by unscrewing the two parts		
锥面截止阀	Shut off by poppet valve	NBR PTFE支撑环	NBR Backup ring in PTFE
可带残压连接	Connectable under residual pressure	-25° C até +125° C (-13° F até +257° F)	-25°C to +125°C (-13°F to +257°F)
可带残压断开	Disconnexion under residual pressure		
德国市场标准	Interchangeability German Market	按ISO 7241-2标准	According to ISO 7241-2

Fields of application
应用场合






Size 规格		Working pressure 工作压力	Flow Rate 额定流量	Burst Pressures 爆破压力		
			@ 0,2 MPa pressure drop	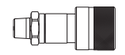		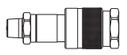
mm	inch.	MPa *(PSI)*	l/min *(GPM)*	MPa *(PSI)*	MPa *(PSI)*	MPa *(PSI)*
6.3	1/4”	103 *(14935)*	15 *(3.96)*	350 *(50750)*	310 *(44950)*	330 *(47850)*
10	3/8”	100 *(14500)*	20 *(5.28)*	350 *(50750)*	310 *(47850)*	300 *(43500)*

螺纹锁紧式液压快速接头(碳钢)
THREAD LOCKED TYPE HYDRAULIC COUPLINGS(STEEL)

QKTL series



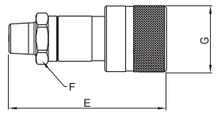

Female – 阴接头

Part No. 订货号	Thread 螺纹	E	F	G	Part No. 订货号	Thread 螺纹	E	F	G	Weight 重量	Package 盒装量
		(mm.)	(mm.)	(mm.)			(in.)	(in.)	(in.)		
QKTL-02SFM	NPT1/4	60.0	21.0	29.0	QKTL-N02SFM-B	NPT1/4	2.38	0.81	1.13		
QKTL-03SFM	NPT3/8	73.0	25.0	35.0	QKTL-N03SFM-B	NPT3/8	2.88	1.00	1.38		

B=Steel Ball



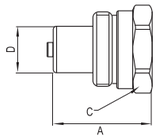

Male – 阳接头

Part No. 订货号	Thread 螺纹	A	C	D	Part No. 订货号	Thread 螺纹	A	C	D	Weight 重量	Package 盒装量
		(mm.)	(mm.)	(mm.)			(in.)	(in.)	(in.)		
QKTL-02PF	NPT1/4	33.0	29.0	15.8	QKTL-N02PF-B	NPT1/4	1.29	0.75	0.62		
QKTL-03PF	NPT3/8	40.0	32.0	19	QKTL-N03PF-B	NPT3/8	1.58	0.94	0.75		

B=Steel Ball

Accessories - 附件

Size 规格		Dust protections 防尘帽			Dust protections 防尘帽		
		PVC		Aluminum	PVC		Aluminum
mm	inch	Part Number 订货号	Colour 颜色	Part Number 订货号	Part Number 订货号	Colour 颜色	Part Number 订货号
6.3	1/4	CTL-1/4			PTL-1/4		
10	3/8	CTL-3/8			PTL-3/8		



螺纹锁紧式液压快速接头(碳钢)
THREAD LOCKED TYPE HYDRAULIC COUPLINGS(STEEL)

KVV series



技术特性	Features	特性参数	Technical Specifications
阴阳接头通过螺纹旋紧连接	Connexion by screwing together the two parts	高性能碳钢，局部热处理强化	High grade carbon steel with heat treated wear parts
旋开阴阳接头螺纹断开	Disconnexion by unscrewing the two parts	NBR PTFE支撑环	NBR Backup ring in PTFE
锥面截止阀	Shut off by poppet valve		
可带残压连接	Connectable under residual pressure	-25°C to +125°C (-13°F to +257°F)	-25°C to +125°C (-13°F to +257°F)
可带残压断开	Disconnexion under residual pressure		
FASTER企业标准	Interchangeability according to Faster internal Standards	按ISO 7241-2标准	According to ISO 7241-2

Fields of application
应用场合



Size 规格		Working pressure 工作压力	Flow Rate 额定流量	Burst Pressures 爆破压力		
			@ 0.2 MPa pressure drop			
mm	inch	MPa *(PSI)*	l/min *(GPM)*	MPa *(PSI)*	MPa *(PSI)*	MPa *(PSI)*
6.3	1/4″	35 *(5000)*	18 *(4.8)*	170 *(24700)*	140 *(20000)*	150 *(21800)*
10	3/8″	30 *(4350)*	30 *(7.9)*	120 *(17400)*	120 *(17400)*	150 *(21800)*
12.5	1/2″	30 *(4350)*	45 *(12)*	130 *(18900)*	120 *(17100)*	160 *(23000)*
20	3/4″	25 *(3600)*	90 *(24)*	100 *(14500)*	100 *(14500)*	120 *(17400)*
25	1″	23 *(3300)*	140 *(37)*	100 *(14500)*	90 *(13000)*	100 *(14500)*

螺纹锁紧式液压快速接头(碳钢)

THREAD LOCKED TYPE HYDRAULIC COUPLINGS(STEEL)

KVV series



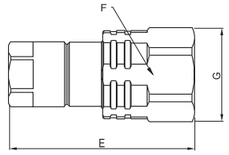

Female – 阴接头

Part No. 订货号	Thread 螺纹	E (mm.)	F (mm.)	G (mm.)	Part No. 订货号	Thread 螺纹	E (in.)	F (in.)	G (in.)	Weight 重量	Package 盒装量
KVV-02SF	G1/4	59.7	27	30	KVV-N02SF	NPT1/4	2.35	1.06	1.18		
KVV-03SF	G3/8	71.9	34	38	KVV-N03SF	NPT3/8	2.83	1.34	1.50		
KVV-04SF	G1/2	78.7	38	42	KVV-N04SF	NPT1/2	3.10	1.50	1.65		
KVV-06SF	G3/4	105.6	50	55	KVV-N06SF	NPT3/4	4.16	1.97	2.17		
KVV-08SF	G1	124	55	61	KVV-N08SF	NPT1	4.88	8.17	2.42		



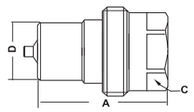

Male – 阳接头

Part No. 订货号	Thread 螺纹	A (mm.)	C (mm.)	D (mm.)	Part No. 订货号	Thread 螺纹	A (in.)	C (in.)	D (in.)	Weight 重量	Package 盒装量
KVV-02PF	G1/4	33	19	14.1	KVV-N02PF	NPT1/4	1.3	0.75	0.56		
KVV-03PF	G3/8	41	24	18.9	KVV-N03PF	NPT3/8	1.61	0.94	0.74		
KVV-04PF	G1/2	49	27	20.5	KVV-N04PF	NPT1/2	1.93	1.06	0.81		
KVV-06PF	G3/4	62	34	27.9	KVV-N06PF	NPT3/4	2.44	0.34	1.10		
KVV-08PF	G1	70	41	31.3	KVV-N08PF	NPT1	2.75	0.61	1.23		

Accessories - 附件

Size 规格		Dust protections 防尘帽			Dust protections 防尘帽		
		PVC		Aluminum	PVC		Aluminum
mm	inch	Part Number 订货号	Colour 颜色	Part Number 订货号	Part Number 订货号	Colour 颜色	Part Number 订货号
6.3	1/4	CVV-1/4		CVVS-1/4	PVV-1/4		PVVS-1/4
10	3/8	CVV-3/8	●	CVVS-3/8	PVV-3/8	●	PVVS-3/8
12.5	1/2	CVV-1/2	●	CVVS-1/2	PVV-1/2	●	PVVS-1/2
20	3/4	CVV-3/4		CVVS-3/4	PVV-3/4		PVVS-3/4
25	1	CVV-1		CVVS-1	PVV-1		PVVS-1

螺纹锁紧式液压快速接头(碳钢)

THREAD LOCKED TYPE HYDRAULIC COUPLINGS(STEEL)

KCV series



技术特性	Features	特性参数	Technical Specifications
阴阳接头通过螺纹旋紧连接	Connexion by screwing together the two parts	高性能碳钢，局部热处理强化	High grade carbon steel with heat treated wear parts
旋开阴阳接头螺纹断开	Disconnexion by unscrewing the two parts	NBR PTFE支撑环	NBR Backup ring in PTFE
锥面截止阀	Shut off by poppet valve		
可带残压连接	Connectable under residual pressure	-25°C to +125°C (-13°F to +257°F)	-25°C to +125°C (-13°F to +257°F)
可带残压断开	Disconnexion under residual pressure		
符合德国市场标准	Interchangeability German Market	按ISO 7241-2标准	According to ISO 7241-2

Fields of application
应用场合









Size 规格		Working pressure 工作压力	Flow Rate 额定流量	Burst Pressures 爆破压力		
			@ 0,2 MPa pressure drop	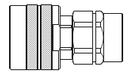	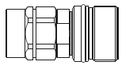	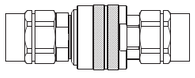
mm	inch	MPa *(PSI)*	l/min *(GPM)*	MPa *(PSI)*	MPa *(PSI)*	MPa *(PSI)*
6.3	1/4"	50 *(7500)*	13 *(3.3)*	150 *(22500)*	160 *(24000)*	170 *(24200)*
10	3/8"	40 *(5700)*	25 *(6.5)*	120 *(17100)*	130 *(18600)*	170 *(24200)*
12.5	1/2"	40 *(5700)*	75 *(19.8)*	120 *(17100)*	140 *(20000)*	140 *(20000)*
20	3/4"	35 *(5000)*	135 *(35.2)*	110 *(15700)*	120 *(17100)*	140 *(20000)*
25	1"	35 *(5000)*	250 *(66.1)*	110 *(15700)*	130 *(18600)*	140 *(20000)*
40	1 1/2"	35 *(5000)*	450 *(119)*	110 *(15700)*	110 *(15700)*	110 *(15700)*

螺纹锁紧式液压快速接头(碳钢)

THREAD LOCKED TYPE HYDRAULIC COUPLINGS(STEEL)

KCV series



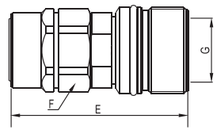

Female – 阴接头

Part No. 订货号	Thread 螺纹	E (mm.)	F (mm.)	G (mm.)	Part No. 订货号	Thread 螺纹	E (in.)	F (in.)	G (in.)	Weight 重量	Package 盒装量
KCV-02SF	G1/4	58	19	13.1	KCV-N02SF	NPT1/4	2.28	0.75	0.52		
KCV-03SF	G3/8	65	24	17.6	KCV-N03SF	NPT3/8	2.55	0.94	0.69		
KCV-04SF	G1/2	67	27	22	KCV-N04SF	NPT1/2	2.63	1.06	0.87		
KCV-06SF	G3/4	83	38	28.1	KCV-N06SF	NPT3/4	3.27	1.50	1.11		
KCV-08SF	G1	95	42	35	KCV-N08SF	NPT1	3.74	1.65	1.38		
KCV-12-10SF	G1 1/4	110	50	54	KCV-12-N10SF	NPT1 1/4	4.33	1.97	2.13		
KCV-12SF	G1 1/2	121	55	54	KCV-N12SF	NPT1 1/2	4.76	2.17	2.13		



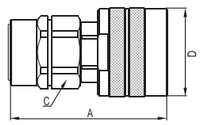

Male – 阳接头

Part No. 订货号	Thread 螺纹	A (mm.)	C (mm.)	D (mm.)	Part No. 订货号	Thread 螺纹	A (in.)	C (in.)	D (in.)	Weight 重量	Package 盒装量
KCV-02PF	G1/4	64	19	30	KCV-N02PF	NPT1/4	2.52	0.75	1.18		
KCV-03PF	G3/8	68	24	34	KCV-N03PF	NPT3/8	2.68	0.94	1.34		
KCV-04PF	G1/2	68	27	42	KCV-N04PF	NPT1/2	2.68	1.06	1.65		
KCV-06PF	G3/4	85	38	48	KCV-N06PF	NPT3/4	3.34	1.50	1.89		
KCV-08PF	G1	95	42	56	KCV-N08PF	NPT1	3.74	1.65	2.20		
KCV-12-10PF	G1 1/4	131	50	80	KCV-12-N10PF	NPT1 1/4	5.16	1.97	3.15		
KCV-12PF	G1 1/2	131	55	80	KCV-N12PF	NPT1 1/2	5.16	2.17	3.15		



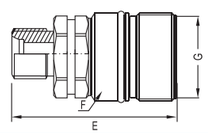

Female – 阴接头

Part No. 订货号	Thread 螺纹	E (mm.)	F (mm.)	G (mm.)	Weight 重量	Package 盒装量
KCV-02SM-1408	M14X1.5	59	19	13.1		
KCV-03SM-1610	M16X1.5	68	24	17.6		
KCV-04SM-1812	M18X1.5	58	27	22		
KCV-04SM-2215	M22X1.5	59	27	22		
KCV-06SM-2618	M26X1.5	81	36	28.1		
KCV-06SM-3022	M30X2.0	84	36	28.1		
KCV-08SM-3022	M30X2.0	89	42	35		
KCV-08SM-3628	M36X2.0	93	42	35		
KCV-12SM-4230	M42X2.0	112	55	54		
KCV-12SM-4235	M52X2.0	113	55	54		

螺纹锁紧式液压快速接头(碳钢)

THREAD LOCKED TYPE HYDRAULIC COUPLINGS(STEEL)

KCV series



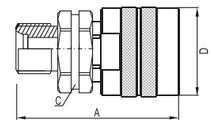

Male – 阳接头

Part No. 订货号	Thread 螺纹	A (mm.)	C (mm.)	D (mm.)	Weight 重量	Package 盒装量
KCV-02PM-1408	M14X1.5	59	19	30		
KCV-03PM-1610	M16X1.5	68	24	34		
KCV-04PM-1812	M18X1.5	64	27	42		
KCV-04PM-2215	M22X1.5	65	27	42		
KCV-06PM-2618	M26X1.5	84	36	48		
KCV-06PM-3022	M30X2.0	84	36	48		
KCV-08PM-3022	M30X2.0	89	42	56		
KCV-08PM-3628	M36X2.0	89	42	56		
KCV-12PM-4230	M42X2.0	131	55	80		
KCV-12PM-4235	M52X2.0	131	55	80		



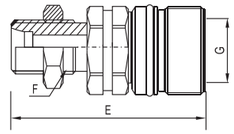

Female – 阴接头

Part No. 订货号	Thread 螺纹	E (mm.)	F (mm.)	G (mm.)	Weight 重量	Package 盒装量
KCV-02SM-1408-L	M14X1.5	72	19	30		
KCV-03SM-1610-L	M16X1.5	78	24	34		
KCV-04SM-1812-L	M18X1.5	80	27	42		
KCV-04SM-2215-L	M22X1.5	81	27	42		
KCV-06SM-2618-L	M26X1.5	97	36	48		
KCV-06SM-3022-L	M30X2.0	104	36	48		
KCV-08SM-3022-L	M30X2.0	117	42	56		
KCV-08SM-3628-L	M36X2.0	121	42	56		
KCV-12SM-4230-L	M42X2.0	133	55	80		
KCV-12SM-4235-L	M52X2.0	133	55	80		



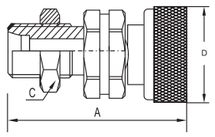

Male – 阳接头

Part No. 订货号	Thread 螺纹	A (mm.)	C (mm.)	D (mm.)	Weight 重量	Package 盒装量
KCV-02PM-1408-L	M14X1.5	73	19	30		
KCV-03PM-1610-L	M16X1.5	75	24	34		
KCV-04PM-1812-L	M18X1.5	75	27	42		
KCV-04PM-2215-L	M22X1.5	78.5	27	42		
KCV-06PM-2618-L	M26X1.5	90	36	48		
KCV-06PM-3022-L	M30X2.0	97	36	48		
KCV-08PM-3022-L	M30X2.0	102.5	42	56		
KCV-08PM-3628-L	M36X2.0	102.5	42	56		
KCV-12PM-4230-L	M42X2.0	137	55	80		
KCV-12PM-4235-L	M52X2.0	147	55	80		

螺纹锁紧式液压快速接头(碳钢)
THREAD LOCKED TYPE HYDRAULIC COUPLINGS(STEEL)

KCV series



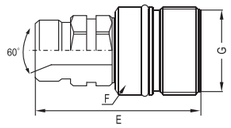

Female – 阴接头

Part No. 订货号	Thread 螺纹	E (mm.)	F (mm.)	G (mm.)	Weight 重量	Package 盒装量
KCV03-03SM-MW	G3/8	66.5	24	17.8		
KCV03-04SM-MW	G1/2	68.5	27	22		
KCV04-04SM-MW	G1/2	71	27	22		
KCV04-16SM-MW	M16X1.5	65	27	22		
KCV04-20SM-MW	M20X1.5	70	27	22		
KCV04-22SM-MW	M22X1.5	68	27	22		
KCV06-06SM-MW	G3/4	89	38	28.1		
KCV06-08SM-MW	G1	100	42	35		
KCV08-08SM-MW	G1	102	42	35		



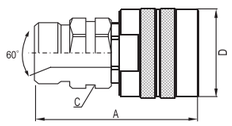

Male – 阳接头

	Thread 螺纹	A (mm.)	C (mm.)	D (mm.)	Weight 重量	Package 盒装量
KCV03-03PM-MW	G3/8	63.5	24	34		
KCV03-04PM-MW	G1/2	66	27	42		
KCV04-04PM-MW	G1/2	68.5	27	42		
KCV04-16PM-MW	M16X1.5	62.5	27	42		
KCV04-20PM-MW	M20X1.5	67.5	27	42		
KCV04-22PM-MW	M22X1.5	65.5	27	42		
KCV06-06PM-MW	G3/4	82	38	48		
KCV06-08PM-MW	G1	87.5	42	56		
KCV08-08PM-MW	G1	89.5	42	56		

Accessories - 附件

Size 规格		Dust protections 防尘帽			Dust protections 防尘帽		
		PVC		Aluminum	PVC		Aluminum
mm	inch	Part Number 订货号	Colour 颜色	Part Number 订货号	Part Number 订货号	Colour 颜色	Part Number 订货号
6.3	1/4	CCV-1/4		CCV-1/4S	PCV-1/4		PCV-1/4S
10	3/8	CCV-3/8		CCV-3/8S	PCV-3/8		PCV-3/8S
12.5	1/2	CCV-1/2		CCV-1/2S	PCV-1/2		PCV-1/2S
20	3/4	CCV-3/4		CCV-3/4S	PCV-3/4		PCV-3/4S
25	1	CCV-1		CCV-1S	PCV-1		PCV-1S
40	1 1/2	CCV-1 1/2		CCV-1 1/2S	PCV-1 1/2		PCV-1 1/2S

螺纹锁紧式液压快速接头(碳钢)
THREAD LOCKED TYPE HYDRAULIC COUPLINGS(STEEL)

KGW series



技术特性	Features	特性参数	Technical Specifications
阴阳接头通过螺纹旋紧连接	Connexion by screwing together the two parts	高性能碳钢，局部热处理强化	High grade carbon steel with heat treated wear parts
旋开阴阳接头螺纹断开	Disconnexion by unscrewing the two parts		
锥面截止阀	Shut off by poppet valve	NBR PTFE支撑环	NBR Backup ring in PTFE
可带残压连接	Connectable under residual pressure	-25°C to +125°C (-13°F to +257°F)	-25°C to +125°C (-13°F to +257°F)
可带残压断开	Disconnexion under residual pressure		
符合欧洲市场标准	Interchangeability Europe	按ISO 7241-2标准	According to ISO 7241-2

Fields of application
应用场合



Size 规格		Working pressure 工作压力	Flow Rate 额定流量	Burst Pressures 爆破压力		
			@ 0,2 MPa pressure drop	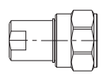		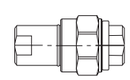
mm	inch	MPa *(PSI)*	l/min *(GPM)*	MPa *(PSI)*	MPa *(PSI)*	MPa *(PSI)*
6.3	1/4"	50 *(7500)*	13 *(3.3)*	150 *(22500)*	160 *(24000)*	170 *(24200)*
10	3/8"	40 *(5700)*	25 *(6.5)*	120 *(17100)*	130 *(18600)*	170 *(24200)*
12.5	1/2"	40 *(5700)*	75 *(19.8)*	120 *(17100)*	140 *(20000)*	140 *(20000)*
20	3/4"	35 *(5000)*	135 *(35.2)*	110 *(15700)*	120 *(17100)*	140 *(20000)*
25	1"	35 *(5000)*	250 *(66.1)*	110 *(15700)*	130 *(18600)*	140 *(20000)*
40	1 1/2"	35 *(5000)*	450 *(119)*	110 *(15700)*	110 *(15700)*	110 *(15700)*

螺纹锁紧式液压快速接头(碳钢)
THREAD LOCKED TYPE HYDRAULIC COUPLINGS(STEEL)

KGW series



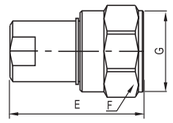

Female – 阴接头

Part No. 订货号	Thread 螺纹	E	F	G	Part No. 订货号	Thread 螺纹	E	F	G	Weight 重量	Package 盒装量
		(mm.)	(mm.)	(mm.)			(in.)	(in.)	(in.)		
KGW-02SF	G1/4	58.9	19	32	KGW-N02SF	NPT1/4	2.31	0.74	1.25		
KGW-03SF	G3/8	66.5	22	36	KGW-N03SF	NPT3/8	2.61	0.86	1.41		
KGW-04SF	G1/2	76.5	27	41	KGW-N04SF	NPT1/2	3.00	1.06	1.61		
KGW-06SF	G3/4	89.5	35	50	KGW-N06SF	NPT3/4	3.52	1.37	1.96		
KGW-08SF	G1	105.5	41	65	KGW-N08SF	NPT1	4.15	1.61	2.55		



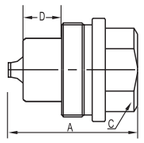

Male – 阳接头

Part No. 订货号	Thread 螺纹	A	C	D	Part No. 订货号	Thread 螺纹	A	C	D	Weight 重量	Package 盒装量
		(mm.)	(mm.)	(mm.)			(in.)	(in.)	(in.)		
KGW-02PF	G1/4	36	19	12.5	KGW-N02PF	NPT1/4	1.41	0.74	0.49		
KGW-03PF	G3/8	40.5	22	16.0	KGW-N03PF	NPT3/8	1.59	0.86	0.62		
KGW-04PF	G1/2	49	27	17.0	KGW-N04PF	NPT1/2	1.92	1.06	0.66		
KGW-06PF	G3/4	56	35	19.0	KGW-N06PF	NPT3/4	2.20	1.37	0.74		
KGW-08PF	G1	66	41	22.0	KGW-N08PF	NPT1	2.59	1.61	0.86		

Accessories - 附件

Size 规格		Dust protections 防尘帽		Dust protections 防尘帽	
		Aluminum		Aluminum	
mm	inch	Part Number 订货号	Colour 颜色	Part Number 订货号	Colour 颜色
6.3	1/4	CGW-1/4		PGW-1/4	
10	3/8	CGW-3/8		PGW-3/8	
12.5	1/2	CGW-1/2		PGW-1/2	
20	3/4	CGW-3/4		PGW-3/4	
25	1	CGW-1		PGW-1	

螺纹锁紧式液压快速接头(碳钢)
THREAD LOCKED TYPE HYDRAULIC COUPLINGS(STEEL)

KSG series



技术特性	Features	特性参数	Technical Specifications
阴阳接头通过螺纹旋紧连接	Connexion by screwing together the two parts	高性能碳钢，局部热处理强化	High grade carbon steel with heat treated wear parts
旋开阴阳接头螺纹断开	Disconnexion by unscrewing the two parts	NBR PTFE支撑环	NBR Backup ring in PTFE
锥面截止阀	Shut off by poppet valve		
可带残压连接	Connectable under residual pressure	-25°C to +125°C (-13°F to +257°F)	-25°C to +125°C (-13°F to +257°F)
可带残压断开	Disconnexion under residual pressure		
FASTER企业标准	Interchangeability according to Faster internal Standards	按ISO 7241-2标准	According to ISO 7241-2

Fields of application
应用场合



Size 规格	Working pressure 工作压力	Flow Rate 额定流量	Burst Pressures 爆破压力		
		@ 0.2 MPa pressure drop			
mm	inch	MPa *(PSI)*	l/min *(GPM)*	MPa *(PSI)*	MPa *(PSI)*	MPa *(PSI)*
20	3/4″	35 *(5000)*	32 *(120)*	130 *(18850)*	110 *(15950)*	130 *(18850)*
25	1″	30 *(4350)*	42 *(160)*	90 *(13050)*	120 *(17400)*	130 *(18850)*



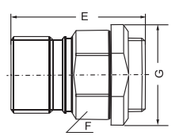

Female – 阴接头

Part No. 订货号	Thread 螺纹	E	F	G	Weight 重量	Package 盒装量
		(mm.)	(mm.)	(mm.)		
KSG-06SF	G3/4	78	46	52		
KSG-08SF	G1	83	55	63		



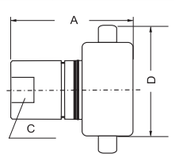

Male – 阳接头

Part No. 订货号	Thread 螺纹	A	C	D	Weight 重量	Package 盒装量
		(mm.)	(mm.)	(mm.)		
KSG-06PF	G3/4	78	33	114		
KSG-08PF	G1	82	40	114		

螺纹锁紧式液压快速接头(碳钢)

THREAD LOCKED TYPE HYDRAULIC COUPLINGS(STEEL)

KVS series



技术特性	Features	特性参数	Technical Specifications
阴阳接头通过螺纹旋紧连接	Connexion by screwing together the two parts	优质碳钢，局部经淬火或渗碳硬化	High grade carbon steel tempered or carbonitrited for specific stressed area
旋开阴阳接头螺纹断开	Disconnexion by unscrewing the two parts		
锥面截止阀	Shut off by poppet valve	NBR PTFE支撑环	NBR Backup ring in PTFE
可带残压连接	Connectable under residual pressure		
可带残压断开	Disconnexion under residual pressure	-25° C até +125° C (-13° F até +257° F)	-25°C to +125°C (-13°F to +257°F)
FASTER企业标准	Interchangeability according to Faster internal Standards	按ISO 7241-2标准	According to ISO 7241-2

Fields of application
应用场合

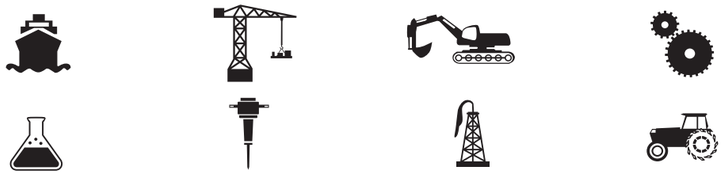

Size 规格		Working pressure 工作压力	Flow Rate 额定流量	Burst Pressures 爆破压力		
			@ 0,2 MPa pressure drop	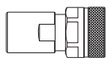		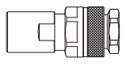
mm	inch.	MPa *(PSI)*	l/min *(GPM)*	MPa *(PSI)*	MPa *(PSI)*	MPa *(PSI)*
6.3	1/4"	80 *(11600)*	8 *(2.1)*	240 *(34800)*	240 *(34800)*	250 *(36300)*
10	3/8"	80 *(11600)*	18 *(4.7)*	350 *(50000)*	340 *(49300)*	240 *(34800)*
12.5	1/2"	73 *(10600)*	40 *(10.6)*	220 *(31900)*	220 *(31900)*	220 *(31900)*
20	3/4"	73 *(10600)*	55 *(14.7)*	220 *(31900)*	230 *(33400)*	230 *(33400)*
25	1"	63 *(9150)*	100 *(26)*	240 *(34800)*	190 *(27600)*	190 *(27600)*
32	1 1/4"	60 *(8700)*	140 *(37)*	180 *(26100)*	180 *(26100)*	200 *(29000)*
40	1 1/2"	40 *(5800)*	300 *(79)*	150 *(21800)*	120 *(17100)*	150 *(21800)*
50	2"	35 *(5000)*	1000 *(264)*	130 *(18600)*	130 *(18600)*	105 *(15250)*

螺纹锁紧式液压快速接头(碳钢)

THREAD LOCKED TYPE HYDRAULIC COUPLINGS(STEEL)

KVS series



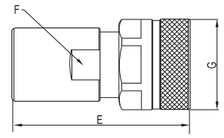

Female – 阴接头

Part No. 订货号	Thread 螺纹	E (mm.)	F (mm.)	G (mm.)	Part No. 订货号	Thread 螺纹	E (in.)	F (in.)	G (in.)	Weight 重量	Package 盒装量
KVS-02SF	G1/4	68	22	30	KVS-N02SF	NPT1/4	2.68	0.87	1.18		
KVS-03SF	G3/8	76	30	40	KVS-N03SF	NPT3/8	2.99	1.18	1.57		
KVS-04SF	G1/2	87	34	45	KVS-N04SF	NPT1/2	3.43	1.34	1.77		
KVS-06SF	G3/4	106	41	55	KVS-N06SF	NPT3/4	4.17	1.61	2.17		
KVS-08SF	G1	124	50	60	KVS-N08SF	NPT1	4.88	1.97	2.36		
KVS-10SF	G1 1/4	153	65	80	KVS-N10SF	NPT1 1/4	6.02	2.56	3.15		
KVS-12SF	G1 1/2	172	75	98	KVS-N12SF	NPT1 1/2	6.77	2.95	3.86		
KVS-16SF	G2	207	100	129	KVS-N16SF	NPT2	8.15	3.94	5.08		



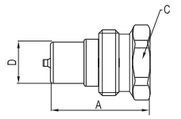

Male – 阳接头

Part No. 订货号	Thread 螺纹	A (mm.)	C (mm.)	D (mm.)	Part No. 订货号	Thread 螺纹	A (in.)	C (in.)	D (in.)	Weight 重量	Package 盒装量
KVS-02PF	G1/4	43	25	14.1	KVS-N02PF	NPT1/4	1.69	0.98	0.56		
KVS-03PF	G3/8	48	32	18.9	KVS-N03PF	NPT3/8	1.89	1.26	0.74		
KVS-04PF	G1/2	53	34	20.5	KVS-N04PF	NPT1/2	2.09	1.34	0.81		
KVS-06PF	G3/4	63	46	27.9	KVS-N06PF	NPT3/4	2.48	1.81	1.10		
KVS-08PF	G1	72	50	31.3	KVS-N08PF	NPT1	2.83	1.97	1.23		
KVS-10PF	G1 1/4	86	65	43.9	KVS-N10PF	NPT1 1/4	3.39	2.56	1.73		
KVS-12PF	G1 1/2	95	80	53.4	KVS-N12PF	NPT1 1/2	3.74	3.15	2.10		
KVS-16PF	G2	118	110	81.9	KVS-N16PF	NPT2	4.65	4.33	3.22		

Accessories - 附件

Size 规格		Dust protections 防尘帽 			Dust protections 防尘帽 		
		PVC		Aluminum	PVC		Aluminum
mm	inch	Part Number 订货号	Colour 颜色	Part Number 订货号	Part Number 订货号	Colour 颜色	Part Number 订货号
6.3	1/4	CVS-1/4		CVS-1/4S	PVS-1/4		PVS-1/4S
10	3/8	CVS-3/8	●	CVS-3/8S	PVS-3/8	●	PVS-3/8S
12.5	1/2	CVS-1/2	●	CVS-1/2S	PVS-1/2	●	PVS-1/2S
20	3/4	CVS-3/4		CVS-3/4S	PVS-3/4		PVS-3/4S
25	1	CVS-1		CVS-1S	PVS-1		PVS-1S
32	1 1/4	CVS-1 1/4		CVS-1 1/4S	PVS-1 1/4		PVS-1 1/4S
40	1 1/2	CVS-1 1/2		CVS-1 1/2S	PVS-1 1/2		PVS-1 1/2S
50	2	CVS-2		CVS-2S	PVS-2		PVS-2S

螺纹锁紧式液压快速接头(碳钢)
THREAD LOCKED TYPE HYDRAULIC COUPLINGS(STEEL)

KSN series



技术特性	Features	特性参数	Technical Specifications
阴阳接头通过螺纹旋紧连接	Connexion by screwing together the two parts	优质碳钢，局部经淬火或渗碳硬化	High grade carbon steel tempered or carbonitrited for specific stressed area
旋开阴阳接头螺纹断开	Disconnexion by unscrewing the two parts		
锥面截止阀	Shut off by poppet valve	NBR PTFE支撑环	NBR Backup ring in PTFE
可带残压连接	Connectable under residual pressure	-25° C até +125° C (-13° F até +257° F)	-25°C to +125°C (-13°F to +257°F)
可带残压断开	Disconnexion under residual pressure		
Snaptite企业标准	Interchangeability according to Snaptite internal Standards	按ISO 7241-2标准	According to ISO 7241-2

Fields of application
应用场合

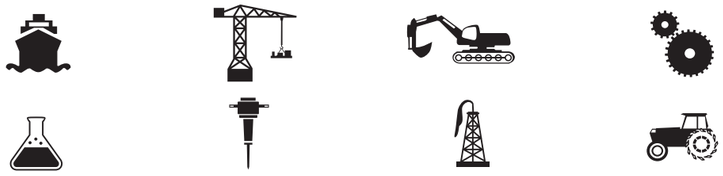

Size 规格		Working pressure 工作压力	Flow Rate 额定流量	Burst Pressures 爆破压力		
			@ 0,2 MPa pressure drop	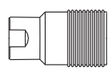		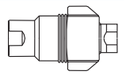
mm	inch.	MPa *(PSI)*	l/min *(GPM)*	MPa *(PSI)*	MPa *(PSI)*	MPa *(PSI)*
20	3/4"	73 *(10600)*	55 *(14.7)*	220 *(31900)*	230 *(33400)*	230 *(33400)*
25	1"	63 *(9150)*	100 *(26)*	240 *(34800)*	190 *(27600)*	190 *(27600)*
32	1 1/4"	60 *(8700)*	140 *(37)*	180 *(26100)*	180 *(26100)*	200 *(29000)*
40	1 1/2"	40 *(5800)*	300 *(79)*	150 *(21800)*	120 *(17100)*	150 *(21800)*
50	2"	35 *(5000)*	1000 *(264)*	130 *(18600)*	130 *(18600)*	105 *(15250)*

螺纹锁紧式液压快速接头(碳钢)
THREAD LOCKED TYPE HYDRAULIC COUPLINGS(STEEL)

KSN series



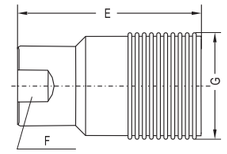

Female – 阴接头

Part No. 订货号	Thread 螺纹	E	F	G	Weight 重量	Package 盒装量
		(in.)	(in.)	(in.)		
KSN-N06SF	NPT3/4	1.75	1.35	3.27		
KSN-N08SF	NPT1	2.25	1.77	4.17		
KSN-N10SF	NPT1 1/4	2.62	2.14	5.36		
KSN-N12SF	NPT1 1/2	3.24	2.50	5.97		
KSN-N16SF	NPT2	4.0	3.25	7.05		



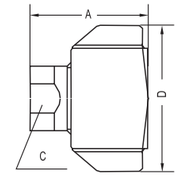

Male – 阳接头

Part No. 订货号	Thread 螺纹	A	C	D	Weight 重量	Package 盒装量
		(in.)	(in.)	(in.)		
KSN-N06PF	NPT3/4	2.84	1.87	1.35		
KSN-N08PF	NPT1	3.45	2.75	1.77		
KSN-N10PF	NPT1 1/4	4.40	3.25	2.14		
KSN-N12PF	NPT1 1/2	5.04	3.75	2.50		
KSN-N16PF	NPT2	6.07	4.75	3.25		

Accessories - 附件

Size 规格		Dust protections 防尘帽 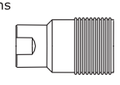 			Dust protections 防尘帽  		
		PVC		Aluminum	PVC		Aluminum
mm	inch	Part Number 订货号	Colour 颜色	Part Number 订货号	Part Number 订货号	Colour 颜色	Part Number 订货号
20	3/4			CSN-3/4S			PSN-3/4S
25	1			CSN-1S		●	PSN-1S
32	1 1/4			CSN-1 1/4S		●	PSN-1 1/4S
40	1 1/2			CSN-1 1/2S			PSN-1 1/2S
50	2			CSN-2S			PSN-2S

美式模具快速接头(铜)

MOLD COOLANT-LINE QUICK COUPLERS/ D-M-E,PARKER AND FOSTER INTERCHANGE

PC series



技术特性	Features	特性参数	Technical Specifications
回推套筒后插入连接	Connexion by pulling back the sleeve	黄铜	Brass
回推阴接头套筒断开	Disconnexion by pulling back the female sleeve	硅橡胶	SILICONE (Viton is available on request)
不允许带压连接	Connexion under pressure not allowed	-68°C to +205°C	-68°C to +205°C
不允许带压断开	Disconnexion under pressure not allowed	按ISO 7241-2标准	According to ISO 7241-2
美国市场标准	Interchangeability Us Market		

Fields of application
应用场合



Size 规格		Working pressure 工作压力	Flow Rate 额定流量	Burst Pressures 爆破压力		
			@ 0.2 MPa pressure drop			
mm	inch.	MPa *(PSI)*	l/min *(GPM)*	MPa *(PSI)*	MPa *(PSI)*	MPa *(PSI)*
6.3	1/4"	15 *(2175)*	16 *(4.2)*	45 *(6525)*	45 *(6525)*	45 *(6525)*
10	3/8"	15 *(2175)*	25 *(6.6)*	45 *(6525)*	45 *(6525)*	45 *(6525)*
12.5	1/2"	15 *(2175)*	60 *(15.9)*	45 *(6525)*	45 *(6525)*	45 *(6525)*

美式模具快速接头(铜)

MOLD COOLANT-LINE QUICK COUPLERS/ D-M-E,PARKER AND FOSTER INTERCHANGE

模具插头Mold Coolant Line Couplers

母体 Couplers Straight

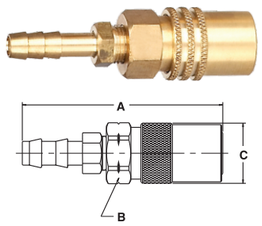

Part No. 订货号	Hose I.d 软管	A (in.)	B (in.)	C (in.)	Weight 重量	Package 盒装量
PC204	1/4	2.10	0.62	0.71		
PC205	5/16	2.10	0.62	0.71		
PC206	3/8	2.10	0.62	0.71		
PC306	3/8	3.01	0.88	0.96		
PC308	1/2	3.15	0.88	0.96		
PC504	1/2	3.55	1.12	1.30		
PC506	3/4	3.80	1.12	1.21		

45度 45 Degree

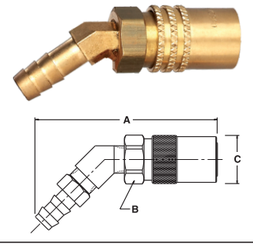

Part No. 订货号	Hose I.d 软管	A (in.)	B (in.)	C (in.)	Weight 重量	Package 盒装量
PC224	1/4	2.67	0.56	0.71		
PC225	5/16	2.69	0.56	0.71		
PC226	3/8	2.71	0.56	0.71		
PC326	3/8	3.65	0.88	0.96		
PC328	1/2	3.69	0.88	0.96		
PC524	1/2	4.18	1.12	1.30		
PC526	3/4	4.56	1.12	1.21		

90度 90 Degree

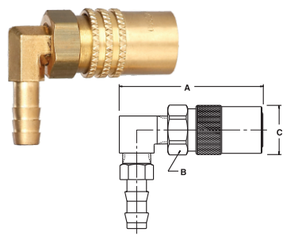

Part No. 订货号	Hose I.d 软管	A (in.)	B (in.)	C (in.)	Weight 重量	Package 盒装量
PC214	1/4	1.78	0.56	0.71		
PC215	5/16	1.78	0.56	0.71		
PC216	3/8	1.78	0.56	0.71		
PC316	3/8	2.78	0.88	0.96		
PC318	1/2	2.78	0.88	0.96		
PC514	1/2	3.50	1.12	1.30		
PC516	3/4	3.50	1.12	1.21		

集合母插座 Sub Assemblies

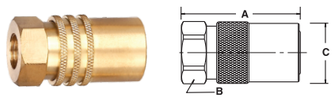

Part No. 订货号	Thread 螺纹	A (in.)	B (in.)	C (in.)	Weight 重量	Package 盒装量
PC200	1/8	1/8	1.15	0.56		
PC300	1/4 3/8	1/4	1.84	0.88		
PC500	1/2	1/2	2.02	1.12		

美式模具快速接头

MOLD COOLANT-LINE QUICK COUPLERS/ D-M-E,PARKER AND FOSTER INTERCHANGE

模具插头 Mold Coolant Line Plugs

插头
Nipples
Female Pipe Thread

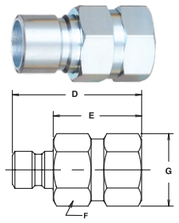

Part No. 订货号	Thread 螺纹 NPT	D (in.)	E (in.)	F (in.)	G (in.)	Weight 重量	Package 盒装量
MP251F	1/8	0.97	0.58	0.58	0.50		
MP252F	1/4	1.28	0.89	0.72	0.63		
MP253F	3/8	1.41	1.02	0.87	0.75		
MP352F	1/4	1.48	0.88	0.72	0.63		
MP353F	3/8	1.58	0.98	0.87	0.75		
MP354F	1/2						
MP356F	3/4						

插头
Male Pipe Thread

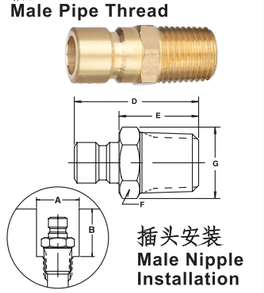

插头安装
Male Nipple Installation

Part No. 订货号	Thread 螺纹 NPT	D (in.)	E (in.)	F (in.)	G (in.)	A (in.)	B (in.)	Weight 重量	Package 盒装量
PN251	1/8	0.94	0.54	0.44	0.51	0.69	0.69		
PN252	1/4	1.13	0.74	0.56	0.67	0.84	0.94		
PN253	3/8	1.19	0.79	0.69	0.79	1.00	0.94		
PN352	1/4	1.34	0.74	0.56	0.65	1.00	1.09		
PN353	3/8	1.38	0.78	0.69	0.59	1.00	1.13		
PN354	1/2	1.59	0.99	0.88	1.01	1.19	1.25		
PN554	1/2	1.69	0.92	0.88	1.01	1.25	1.50		
PN556	3/4	1.75	0.99	1.12	1.30	1.50	1.56		

开闭式 Valved

母体 Sub Assemblies

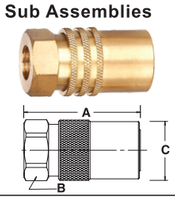

Part No. 订货号	Thread 螺纹 NPT	A (in.)	B (in.)	C (in.)	Weight 重量	Package 盒装量
PC200V	1/8	1.15	0.56	0.71		
PC300V	1/4	1.84	0.88	0.96		

插头 Male Pipe Thread

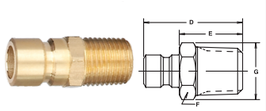

Part No. 订货号	Thread 螺纹 NPT	D (in.)	E (in.)	F (in.)	G (in.)	Weight 重量	Package 盒装量
PN252V	1/4	1.13	0.74	0.56	0.67		
PN352V	1/4	1.34	0.74	0.56	0.65		
PN353V	3/8	1.38	0.78	0.69	0.59		

美式开放式快速接头

STRAIGHT THROUGH COUPLINGS/ INDUSTRIAL INTERCHANGE

ST series



技术特性	Features	特性参数	Technical Specifications
回推套筒后插入连接	Connexion by pulling back the sleeve	黄铜	Brass
回推阴接头套筒断开	Disconnexion by pulling back the female sleeve	NBR PTFE支撑环	NBR Backup ring in PTFE
不允许带压连接	Connexion under pressure not allowed	-25°C to +125°C (-13°F to +257°F)	-25°C to +125°C (-13°F to +257°F)
不允许带压断开	Disconnexion under pressure not allowed	按ISO 7241-2标准	According to ISO 7241-2
美国市场标准	Interchangeability Us Market		

Fields of application
应用场合



Size 规格		Flow Rate 额定流量	Rated Pressure 额定压力		
		@ 0.2 MPa pressure drop			
mm	inch.	l/min *(GPM)*	MPa *(PSI)* BRASS 铜	MPa *(PSI)* STEEL 碳钢	MPa *(PSI)* STAINLESS STEEL 不锈钢
3	1/8″	3*(0.81)*	17 *(2500)*	18 *(2600)*	29 *(4200)*
6.3	1/4″	6*(0.62)*	35 *(5200)*	38 *(5500)*	46 *(6700)*
10	3/8″	12*(3.24)*	18 *(2700)*	25 *(3500)*	38 *(5500)*
12.5	1/2″	12*(3.24)*	15 *(2200)*	19 *(2700)*	21 *(3000)*
20	3/4″	28*(7.56)*	11.7*(1700)*	19 *(2700)*	21 *(3000)*
25	1″	50*(13.5)*	8.3 *(1200)*	14 *(2000)*	11.7*(1700)*
31.5	1 1/4″	76*(20.52)*	11.7*(1700)*	-	-
40	1 1/2″	100 *(27)*	9.6 *(1400)*	-	-

美式开放式快速接头

STRAIGHT THROUGH COUPLINGS/ INDUSTRIAL INTERCHANGE

母体
Couplers
Female Thread



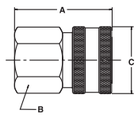



Part No. 铜	Part No. 不锈钢	Thread 螺纹 NPT	A (in.)	B (in.)	C (in.)	Weight 重量	Package 盒装量
ST1SF	ST1SF-304	1/8	1.06	0.56	0.69		
ST2SF	ST2SF-304	1/4	1.54	0.81	0.94		
ST3SF	ST3SF-304	3/8	1.59	1.00	1.16		
ST4SF	ST4SF-304	1/2	1.98	1.13	1.30		
ST6SF	ST6SF-304	3/4	2.15	1.44	1.66		
ST8SF	ST8SF-304	1	2.43	1.75	2.02		
ST10SF		1 1/4	2.44	2.00	2.51		
ST12SF		1 1/2	2.88	2.50	3.00		

母体
Couplers
Male Thread



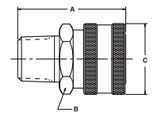



Part No. 铜	Part No. 不锈钢	Thread 螺纹 NPT	A (in.)	B (in.)	C (in.)	Weight 重量	Package 盒装量
ST1SM	ST1SM-304	1/8	1.06	0.56	0.69		
ST2SM	ST2SM-304	1/4	1.69	0.81	0.81		
ST3SM	ST3SM-304	3/8	1.75	1.00	1.16		
ST4SM	ST4SM-304	1/2	1.94	1.13	1.30		
ST6SM		3/4	2.17	1.44	1.66		
ST8SM		1	2.53	1.75	2.02		

插头
Nipples
Female Thread



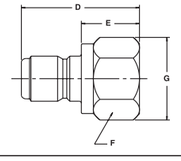

Part No. 铜	Part No. 不锈钢	Part No. 碳钢	Thread 螺纹 NPT	D (in.)	E (in.)	F (in.)	G (in.)	Weight 重量	Package 盒装量
ST1PF	ST1PF-304	ST1PF-S	1/8	0.98	0.57	0.56	0.65		
ST2PF	ST2PF-304	ST2PF-S	1/4	1.46	0.74	0.75	0.87		
ST3PF	ST3PF-304	ST3PF-S	3/8	1.62	0.96	1.38	1.59		
ST4PF	ST4PF-304	ST4PF-S	1/2	1.85	0.95	1.13	1.30		
ST6PF		ST6PF-S	3/4	2.15	1.09	1.38	1.59		
ST8PF		ST8PF-S	1	2.35	1.18	1.63	1.88		
ST10PF		ST10PF-S	1 1/4	2.38	1.11	2.00	2.31		
ST12PF		ST12PF-S	1 1/2	2.81	1.17	2.38	2.74		

插头
Nipples
Male Thread



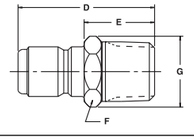

Part No. 铜	Part No. 不锈钢	Part No. 碳钢	Thread 螺纹 NPT	D (in.)	E (in.)	F (in.)	G (in.)	Weight 重量	Package 盒装量
ST1PM	ST1PM-304	ST1PM-S	1/8	1.04	0.63	0.44	0.59		
ST2PM	ST2PM-304	ST2PM-S	1/4	1.53	0.81	0.56	0.65		
ST3PM	ST3PM-304	ST3PM-S	3/8	1.69	0.86	0.69	0.79		
ST4PM	ST4PM-304	ST4PM-S	1/2	1.94	1.01	0.88	1.01		
ST6PM		ST6PM-S	3/4	2.19	1.11	1.06	1.23		
ST8PM		ST8PM-S	1	2.51	1.34	1.38	1.59		

花园快速接头

GARDEN HOSE COUPLINGS

GHseries



技术特性	Features	特性参数	Technical Specifications
回推套筒后插入连接	Connexion by pulling back the sleeve	黄铜	Brass
回推阴接头套筒断开	Disconnexion by pulling back the female sleeve	NBR	NBR
不允许带压连接	Connexion under pressure not allowed	-20°C to +100°C	-20°C to +100°C
不允许带压断开	Disconnexion under pressure not allowed	按ISO 7241-2标准	According to ISO 7241-2
美国市场标准	Interchangeability Us Market		

Fields of application
应用场合



Size 规格	Working pressure 工作压力	Flow Rate 额定流量	Burst Pressures 爆破压力		
		@ 0.2 MPa pressure drop			
mm	inch.	MPa *(PSI)*	l/min *(GPM)*	MPa *(PSI)*	MPa *(PSI)*	MPa *(PSI)*
20	3/4"	13.8 *(200)*	100 *(28)*	40 *(5800)*	30 *(4350)*	32 *(4600)*

母体
Couplers
Female Thread



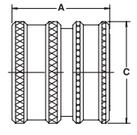

Body Size 规格	Part No. 订货号	Thread 螺纹 NH	A (in.)	C (in.)	Weight 重量	Package 盒装量
3/4	GH-60SF	3/4-11 1/2	1.16	1.21		

插头
Nipple
Male Thread



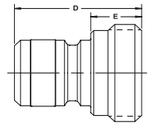

Body Size 规格	Part No. 订货号	Thread 螺纹 NH	D (in.)	E (in.)	Weight 重量	Package 盒装量
3/4	GH-60SF	3/4-11 1/2	1.25	0.50		

插头
Nipple
Hose Stem



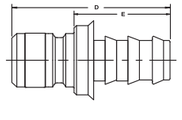

Body Size 规格	Part No. 订货号	Thread 螺纹 NH	D (in.)	E (in.)	Weight 重量	Package 盒装量
3/4	GH-60SF	3/4-11 1/2	1.78	1.00		

液压阀门接头(碳钢、铜、不锈钢)

HYDRAULIC CHECK VALVE (STEEL、BRASS、STAINLESS STEEL)

KVU series



技术特性	Features	特性参数	Technical Specifications
螺纹连接	Connexion by screwing together the two parts	碳钢、铜、不锈钢	STEEL、BRASS、STAINLESS STEEL
螺纹拆卸	Disconnexion by unscrewing the two parts	NBR	NBR
标准开启压力35KPa （5PSI）	Standard settings 35 KPa (5 PSI)	-25°C to +125°C (-13°F to +257°F)	-25°C to +125°C (-13°F to +257°F)
		按ISO 7241-2标准	According to ISO 7241-2

Fields of application
应用场合





Size 规格		Working pressure 工作压力	Flow Rate 额定流量	Burst Pressures 爆破压力
			@ 0.2 MPa pressure drop	
mm	inch.	MPa *(PSI)*	l/min *(GPM)*	MPa *(PSI)*
6.3	1/4"	50 *(7250)*	17 *(4.49)*	200 *(29000)*
10	3/8"	35 *(5075)*	68 *(17.97)*	140 *(20300)*
12.5	1/2"	35 *(5075)*	90 *(23.78)*	140 *(20300)*
20	3/4"	25 *(3625)*	140 *(36.99)*	100 *(14500)*
25	1"	25 *(3625)*	200 *(52.84)*	100 *(14500)*
31.5	1 1/4"	25 *(3625)*	300 *(79.26)*	100 *(14500)*
40	1 1/2"	20 *(2900)*	500 *(132.10)*	80 *(11600)*
50	2"	17 *(2500)*	700 *(184.94)*	70 *(10000)*

液压阀门接头(碳钢、铜、不锈钢)

HYDRAULIC CHECK VALVE (STEEL、BRASS、STAINLESS STEEL)

KVU series



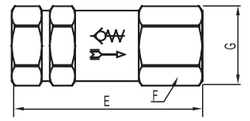

STEEL 碳钢

Part No. 订货号	Thread 螺纹	E (mm.)	F (mm.)	G (mm.)	Part No. 订货号	Thread 螺纹	E (in.)	F (in.)	G (in.)	Weight 重量	Package 盒装量
KVU-02SF	G1/4	50	19	22	KVU-N02SF	NPT1/4	1.97	0.75	0.86		
KVU-03SF	G3/8	60	24	27	KVU-N03SF	NPT3/8	2.36	0.94	1.06		
KVU-04SF	G1/2	70	27	31	KVU-N04SF	NPT1/2	2.76	1.06	1.22		
KVU-06SF	G3/4	86	34	39	KVU-N06SF	NPT3/4	8.39	1.34	1.53		
KVU-08SF	G1	100	41	46.5	KVU-N08SF	NPT1	3.94	1.61	1.83		
KVU-10SF	G1 1/4	130	50	57	KVU-N10SF	NPT1 1/4	5.12	1.97	2.24		
KVU-12SF	G1 1/2	145	60	68.5	KVU-N12SF	NPT1 1/2	5.71	2.36	2.70		
KVU-16SF	G2	160	75	85.5	KVU-N16SF	NPT2	6.3	2.95	3.37		



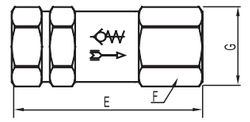

BRASS 铜

Part No. 订货号	Thread 螺纹	E (mm.)	F (mm.)	G (mm.)	Part No. 订货号	Thread 螺纹	E (in.)	F (in.)	G (in.)	Weight 重量	Package 盒装量
KVU-02SF-B	G1/4	50	19	22	KVU-N02SF-B	NPT1/4	1.97	0.75	0.86		
KVU-03SF-B	G3/8	60	24	27	KVU-N03SF-B	NPT3/8	2.36	0.94	1.06		
KVU-04SF-B	G1/2	70	27	31	KVU-N04SF-B	NPT1/2	2.76	1.06	1.22		
KVU-06SF-B	G3/4	86	34	39	KVU-N06SF-B	NPT3/4	8.39	1.34	1.53		
KVU-08SF-B	G1	100	41	46.5	KVU-N08SF-B	NPT1	3.94	1.61	1.83		
KVU-10SF-B	G1 1/4	130	50	57	KVU-N10SF-B	NPT1 1/4	5.12	1.97	2.24		
KVU-12SF-B	G1 1/2	145	60	68.5	KVU-N12SF-B	NPT1 1/2	5.71	2.36	2.70		
KVU-16SF-B	G2	160	75	85.5	KVU-N16SF-B	NPT2	6.3	2.95	3.37		



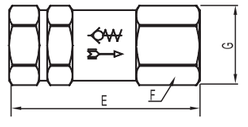

STAINLESS STEEL 不锈钢

Part No. 订货号	Thread 螺纹	E (mm.)	F (mm.)	G (mm.)	Part No. 订货号	Thread 螺纹	E (in.)	F (in.)	G (in.)	Weight 重量	Package 盒装量
KVU-02SF-SS	G1/4	50	19	22	KVU-N02SF-SS	NPT1/4	1.97	0.75	0.86		
KVU-03SF-SS	G3/8	60	24	27	KVU-N03SF-SS	NPT3/8	2.36	0.94	1.06		
KVU-04SF-SS	G1/2	70	27	31	KVU-N04SF-SS	NPT1/2	2.76	1.06	1.22		
KVU-06SF-SS	G3/4	86	34	39	KVU-N06SF-SS	NPT3/4	8.39	1.34	1.53		
KVU-08SF-SS	G1	100	41	46.5	KVU-N08SF-SS	NPT1	3.94	1.61	1.83		
KVU-10SF-SS	G1 1/4	130	50	57	KVU-N10SF-SS	NPT1 1/4	5.12	1.97	2.24		
KVU-12SF-SS	G1 1/2	145	60	68.5	KVU-N12SF-SS	NPT1 1/2	5.71	2.36	2.70		
KVU-16SF-SS	G2	160	75	85.5	KVU-N16SF-SS	NPT2	6.3	2.95	3.37		

气 动 快 速 接 头
Pneumatic Quick Couplings





气动快速接头系列
PNEUMATIC COUPLING DESIGNS

QPE气动快速接头的设计是可以跟国际知名设计的产品进行互换，在现今工业上运用广泛。

QPE Quick Coupling Division manufactures quick couplings to interchange with popular designs that have become accepted standards in the industry today. The actual size nipple chart below can be used to help select Parker Quick Couplings that will interchange with specific nipple designs and sizes.

"T" Series
(Tru-Flate Interchange)

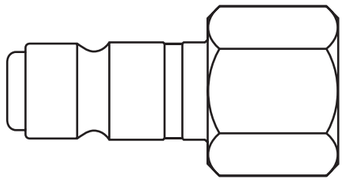

1/2" Body Size

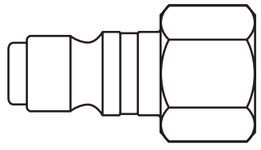

3/8" Body Size

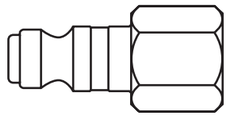

1/4" Body Size

"L" Series
(Lincoln Interchange)

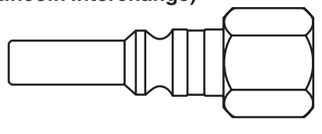

1/4" Body Size

"I" Series
(Industrial Interchange)

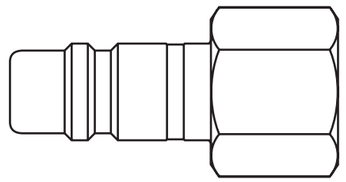

3/4" Body Size

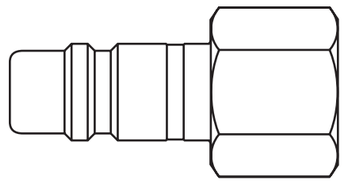

1/2" Body Size

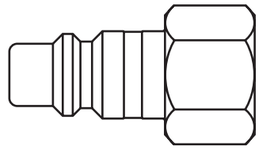

3/8" Body Size

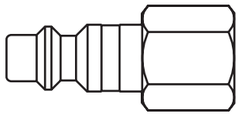

1/4" Body Size

"A" Series
(ARO-210 Interchange)

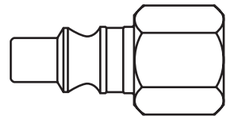

1/4" Body Size

"S" Series
(Schrader Interchange)

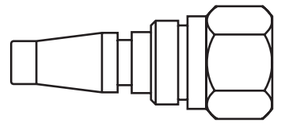

1/4" Body Size

"E"Series
(Rectus Series 21 Interchange)

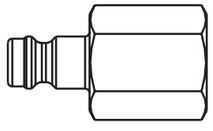

1/8" Body Size

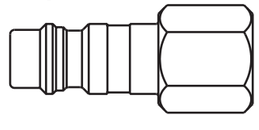

1/4" Body Size

三合一气动快速接头

PNEUMATIC SINGLE SHUT-OFF UNIVERSAL SERIES ARO,TRU-FLATE,INDUSTRIAL INTERCHANGE



产品描述

- 接头断开时，阀芯自动闭合，防止泄漏。
- 接头连接后，阀自动开启，在额定工作范围内，始终保持流体的畅通。
- 关键部件经过淬火，所以耐用性好。
- 可靠的球锁机构将相匹配的两个部分结合一起。
- 母插座和公插头采用实心的棒料精密制造。

Features

- The 1/4" Universal Coupler will accept the industrial interchange,tru-flate,and ARO.210 style nipples.
- The coupler features automatic push-to-connect operation, high flow machined "window valve,"corrosi resistant solid brass construction and a sleeve guard which helps prevent accidental disconnects and protects the sleeve from damage.
- The coupler is available with male or female pipe thread ports.
- While the best quick coupling performance is obtained by matching like series couplers and nipples, the universal coupler permits multiple series nipples to mate with one coupler.

技术规范

规格	1/4
额定压力(PSI)	150
温度范围(丁腈橡胶密封件)	-40℃到+250℃
锁定装置	4球
真空服务	不推荐

Specifications

Body Size	1/4
Rated Pressure (PSI)	150
Temperature Range (Nitrile seal)	-40° to +250°F.
Locking Device	4 balls
Vacuum Service	Not Recommended

母体

Couplers

Female Pipe Thread



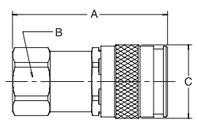

Part No. 订货号 Brass 铜	Thread 螺纹 NPT	A (in.)	B (in.)	C (in.)	Weight 重量	Package 盒装量
USF-N02	1/4-18	2.06	0.81	0.98		

母体

Male Pipe Thread



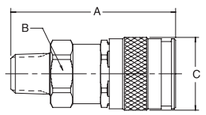

Part No. 订货号 Brass 铜	Thread 螺纹 NPT	A (in.)	B (in.)	C (in.)	Weight 重量	Package 盒装量
USM-N02	1/4-18	2.21	0.81	0.98		
USM-N03	3/8-18	2.21	0.81	0.98		

ARO 210系列气动快速接头

PNEUMATIC SINGLE SHUT-OFF "A"Series/ARO 210 INTERCHANGE



产品描述

- "A"系列接头可与ARO210互换。
- "A"系列有一个最大流量管阀和一个内置装置以防意外断开。
- 密封材料为丁腈。

Features

- "A" series couplings are interchangeable with ARO 210 series couplings
- "A" couplings have a full opening tubular valve for maximum flow and a built-in sleeve guard to minimize accidental disconnect.
  The "A" Series is only available in 1/4" body size.
- Standard seal material is nitrile. See the Coupling Selection and Ordering Information guide at the beginning of Section A and the Fluid Compatibility Chart at the end of this catalog for optional materials.

技术规范

规格	1/4
额定压力(PSI)	250
温度范围(丁腈橡胶密封件)	-40℃到+250℃
锁定装置	6球/锁销

Specifications

Body Size	1/4
Rated Pressure (PSI)	250
Temperature Range (Nitrile seal)	-40° to +250°F.
Locking Device	6 balls/locking pin

母体

Manual couplers with 6 locking BOLLS

Female Pipe Thread



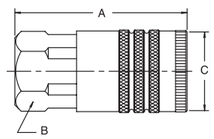

Part No. 订货号	Body Size 规格 (in.)	Thread 螺纹 NPT	A (in.)	B (in.)	C (in.)	Weight 重量	Package 盒装量
ASF-N01	1/4	1/8-27	1.86	0.75	0.88		
ASF-N02	1/4	1/4-18	1.92	0.81	0.94		
ASF-N03	1/4	3/8-18	1.92	0.81	0.94		

母体

Male Pipe Thread



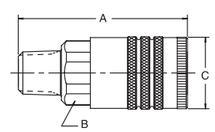

Part No. 订货号	Body Size 规格 (in.)	Thread 螺纹 NPT	A (in.)	B (in.)	C (in.)	Weight 重量	Package 盒装量
ASM-N02	1/4	1/4-18	2.08	0.75	0.88		
ASM-N03	1/4	3/8-18	2.11	0.75	0.88		

母体

Standard Hose Barb



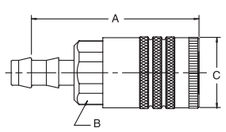

Part No. 订货号	Body Size 规格 (in.)	Hose 软管 I.d.	A (in.)	B (in.)	C (in.)	Weight 重量	Package 盒装量
ASH-1/4	1/4	1/4	2.35	0.75	0.88		
ASH-3/8	1/4	3/8	2.50	0.75	0.88		

ARO 210系列气动快速接头

PNEUMATIC SINGLE SHUT-OFF "A"Series/ARO 210 INTERCHANGE

母体

Automatic Coupler With Locking PIN
Female Pipe Thread



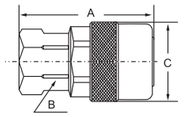

Part No. 订货号	Body Size 规格 (in.)	Thread 螺纹 NPT	A (in.)	B (in.)	C (in.)	Weight 重量	Package 盒装量
ASFA-N01	1/4	1/8-27	1.86	0.75	0.88		
ASFA-N02	1/4	1/4-18	1.92	0.81	0.94		
ASFA-N03	1/4	3/8-18	1.92	0.81	0.94		

母体

Male Pipe Thread



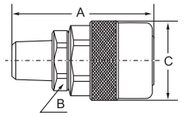

Part No. 订货号	Body Size 规格 (in.)	Thread 螺纹 NPT	A (in.)	B (in.)	C (in.)	Weight 重量	Package 盒装量
ASMA-N02	1/4	1/4-18	2.08	0.75	0.88		
ASMA-N03	1/4	3/8-18	2.11	0.75	0.88		

母体

Standard Hose Barb



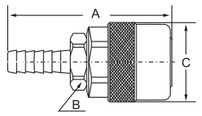

Part No. 订货号	Body Size 规格 (in.)	Hose 软管 I.d.	A (in.)	B (in.)	C (in.)	Weight 重量	Package 盒装量
ASHA-1/4	1/4	1/4	2.35	0.75	0.88		
ASHA-3/8	1/4	3/8	2.50	0.75	0.88		

插头

Nipples
Female Pipe Thread



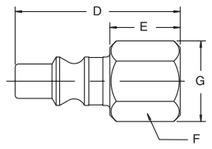

Part No. 订货号	Body Size 规格 (in.)	Thread 螺纹 NPT	D (in.)	E (in.)	F (in.)	G (in.)	Weight 重量	Package 盒装量
APF-N02	1/4	1/4-18	1.47	0.66	0.62	0.72		

插头

Male Pipe Thread



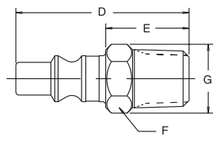

Part No. 订货号	Body Size 规格 (in.)	Thread 螺纹 NPT	D (in.)	E (in.)	F (in.)	G (in.)	Weight 重量	Package 盒装量
APM-N02	1/4	1/4-18	1.62	0.82	0.56	0.65		

插头

Standard Hose Barb



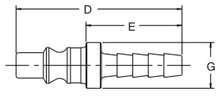

Part No. 订货号	Body Size 规格 (in.)	Hose 软管 I.d.	D (in.)	E (in.)	G (in.)	Weight 重量	Package 盒装量
APH1/4	1/4	1/4	2.00	1.19	0.55		

“I” 系列气动快速接头

PNEUMATIC SINGLE SHUT-OFF "I"Series/INDUSTRIAL INTERCHANGE



产品描述

- "I"系列与工业系列互换。
- "I"系列有一个最大流量管阀和一个装置以防意外断开。
- "I"可选择尺寸有1/4", 3/8", 1/2"多种。

Features

- "I" series couplings are interchangeable with INDUSTRIAL INTERCHANGE series couplings
- 'I" series couplings have a full opening tubular valve for maximum flow and a built-in sleeve guard to minimize accidental disconnect.
- The 'I" Series is available in 1/4" 3/8" 1/2"body size. Standard seal material is nitrile. See the Coupling Selection and Ordering Information guide at the beginning of Section A and the Fluid Compatibility Chart at the end of this catalog for optional materials.

技术规范

规格	1/4	3/8	1/2
额定压力(PSI)	300	300	300
温度范围(STD密封)	-40℃到+250℃		
锁定装置	6球/锁销		

Specifications

Body Size	1/4	3/8	1/2
Rated Pressure (psi)	300	300	300
Temperature Range (std seals)	-40° to +250°F.		
Locking Device	6 balls/locking pin		

母体

Manual couplers with 6 locking BOLLS
Female Pipe Thread



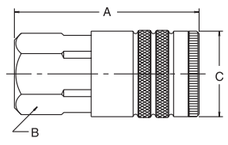

Part No. 订货号	Body Size 规格 (in.)	Thread 螺纹 NPT	A (in.)	B (in.)	C (in.)	Weight 重量	Package 盒装量
ISF2-N01	1/4	1/8-27	1.83	0.75	0.88		
ISF2-N02	1/4	1/4-18	1.83	0.75	0.88		
ISF2-N03	1/4	3/8-18	1.95	0.81	0.94		
ISF3-N02	3/8	1/4-18	2.22	0.88	1.06		
ISF3-N03	3/8	3/8-18	2.28	0.88	1.06		
ISF3-N04	3/8	1/2-14	2.55	1.00	1.16		
ISF4-N03	1/2	3/8-18	2.74	1.00	1.19		
ISF4-N04	1/2	1/2-14	2.96	1.00	1.19		
ISF4-N06	1/2	3/4-14	3.19	1.25	1.44		

“I” 系列气动快速接头

PNEUMATIC SINGLE SHUT-OFF "I"Series/INDUSTRIAL INTERCHANGE

母体
Male Pipe Thread

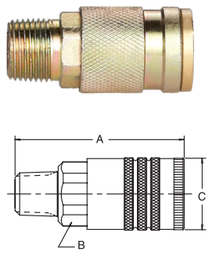

Part No. 订货号	Body Size 规格 (in.)	Thread 螺纹 NPT	A (in.)	B (in.)	C (in.)	Weight 重量	Package 盒装量
ISM2-N01	1/4	1/8-27	1.89	0.75	0.88		
ISM2-N02	1/4	1/4-18	2.05	0.75	0.88		
ISM2-N03	1/4	3/8-18	2.08	0.75	0.88		
ISM3-N02	3/8	1/4-18	2.36	0.88	1.06		
ISM3-N03	3/8	3/8-18	2.39	0.88	1.06		
ISM3-N04	3/8	1/2-14	2.55	0.88	1.06		
ISF4-N03	1/2	3/8-18	2.93	1.00	1.19		
ISF4-N04	1/2	1/2-14	3.08	1.00	1.19		
ISF4-N06	1/2	3/4-14	3.21	1.13	1.30		

母体
Standard Hose Barb

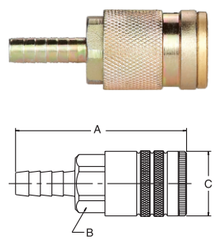

Part No. 订货号	Body Size 规格 (in.)	Hose 软管 I.d.	A (in.)	B (in.)	C (in.)	Weight 重量	Package 盒装量
ISH2-1/4	1/4	1/4	2.49	0.75	0.88		
ISH2-5/16	1/4	5/16	2.49	0.75	0.88		
ISH2-3/8	1/4	3/8	2.49	0.75	0.88		
ISH3-3/8	3/8	3/8	2.86	0.88	1.06		
ISH3-1/2	3/8	1/2	3.08	0.88	1.06		
ISH4-3/8	1/2	3/8	3.37	1.00	1.19		
ISH4-1/2	1/2	1/2	3.62	1.00	1.19		
ISH4-3/4	1/2	3/4	3.96	1.00	1.19		

母体
Automatic Coupler With Locking PIN
Female Pipe Thread

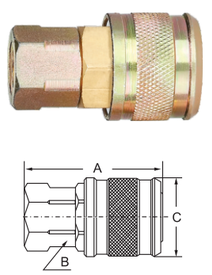

Part No. 订货号	Body Size 规格 (in.)	Thread 螺纹 NPT	A (in.)	B (in.)	C (in.)	Weight 重量	Package 盒装量
ISFA2-N01	1/4	1/8-27	1.89	0.75	0.88		
ISFA2-N02	1/4	1/4-18	2.05	0.75	0.88		
ISFA2-N03	1/4	3/8-18	2.08	0.75	0.88		
ISFA3-N02	3/8	1/4-18	2.36	0.88	1.06		
ISFA3-N03	3/8	3/8-18	2.39	0.88	1.06		
ISFA3-N04	3/8	1/2-14	2.55	0.88	1.06		
ISFA4-N03	1/2	3/8-18	2.93	1.00	1.19		
ISFA4-N04	1/2	1/2-14	3.08	1.00	1.19		
ISFA4-N06	1/2	3/4-14	3.21	1.13	1.30		

“I” 系列气动快速接头

PNEUMATIC SINGLE SHUT-OFF "I"Series/INDUSTRIAL INTERCHANGE

母体
Male Pipe Thread

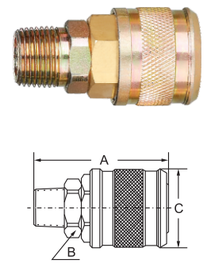

Part No. 订货号	Body Size 规格 (in.)	Thread 螺纹 NPT	A (in.)	B (in.)	C (in.)	Weight 重量	Package 盒装量
ISMA2-N01	1/4	1/8-27	1.89	0.75	0.88		
ISMA2-N02	1/4	1/4-18	2.05	0.75	0.88		
ISMA2-N03	1/4	3/8-18	2.08	0.75	0.88		
ISMA3-N02	3/8	1/4-18	2.36	0.88	1.06		
ISMA3-N03	3/8	3/8-18	2.39	0.88	1.06		
ISMA3-N04	3/8	1/2-14	2.55	0.88	1.06		
ISFA4-N03	1/2	3/8-18	2.93	1.00	1.19		
ISFA4-N04	1/2	1/2-14	3.08	1.00	1.19		
ISFA4-N06	1/2	3/4-14	3.21	1.13	1.30		

母体
Standard Hose Barb

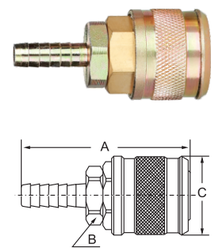

Part No. 订货号	Body Size 规格 (in.)	Hose 软管 I.d.	A (in.)	B (in.)	C (in.)	Weight 重量	Package 盒装量
ISHA2-1/4	1/4	1/4	2.49	0.75	0.88		
ISHA2-5/16	1/4	5/16	2.49	0.75	0.88		
ISHA2-3/8	1/4	3/8	2.49	0.75	0.88		
ISHA3-3/8	3/8	3/8	2.86	0.88	1.06		
ISHA3-1/2	3/8	1/2	3.08	0.88	1.06		
ISHA4-3/8	1/2	3/8	3.37	1.00	1.19		
ISHA4-1/2	1/2	1/2	3.62	1.00	1.19		
ISHA4-3/4	1/2	3/4	3.96	1.00	1.19		

母体
Automatic Coupler With 3 Balls
Female Pipe Thread

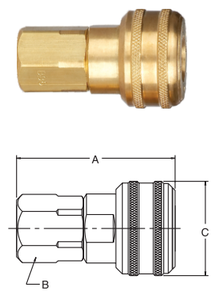

Part No. 订货号	Body Size 规格 (in.)	Thread 螺纹 NPT	A (in.)	B (in.)	C (in.)	Weight 重量	Package 盒装量
BSF2-N01	1/4	1/8-27	1.96	0.75	1.20		
BSF2-N02	1/4	1/4-18	1.96	0.75	1.20		
BSF2-N03	1/4	3/8-18	2.03	0.81	1.20		
BSF3-N02	3/8	1/4-18	2.26	0.88	1.39		
BSF3-N03	3/8	3/8-18	2.33	0.88	1.39		
BSF3-N04	3/8	1/2-14	2.57	1.00	1.39		
BSF4-N03	1/2	3/8-18	2.76	1.00	1.52		
BSF4-N04	1/2	1/2-14	3.00	1.00	1.52		
BSF4-N06	1/2	3/4-14	3.12	1.25	1.52		

“I” 系列气动快速接头

PNEUMATIC SINGLE SHUT-OFF "I"Series/INDUSTRIAL INTERCHANGE

母体
Male Pipe Thread

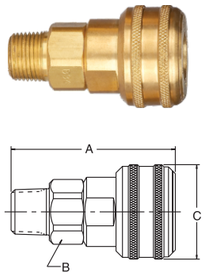

Part No. 订货号	Body Size 规格 (in.)	Thread 螺纹 NPT	A (in.)	B (in.)	C (in.)	Weight 重量	Package 盒装量
BSM2-N01	1/4	1/8-27	2.03	0.75	1.20		
BSM2-N02	1/4	1/4-18	2.18	0.75	1.20		
BSM2-N03	1/4	3/8-18	2.18	0.75	1.20		
BSM3-N02	3/8	1/4-18	2.38	0.88	1.39		
BSM3-N03	3/8	3/8-18	2.44	0.88	1.39		
BSM3-N04	3/8	1/2-14	2.57	0.88	1.39		
BSM4-N03	1/2	3/8-18	2.92	1.00	1.52		
BSM4-N04	1/2	1/2-14	3.09	1.00	1.52		
BSM4-N06	1/2	3/4-14	3.12	1.13	1.52		

母体
Standard Hose Barb

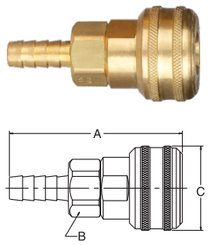

Part No. 订货号	Body Size 规格 (in.)	Hose 软管 I.d.	A (in.)	B (in.)	C (in.)	Weight 重量	Package 盒装量
BSH2-1/4	1/4	1/4	2.62	0.75	1.20		
BSH2-5/16	1/4	5/16	2.62	0.75	1.20		
BSH2-3/8	1/4	3/8	2.62	0.75	1.20		
BSH3-3/8	3/8	3/8	2.85	0.88	1.39		
BSH3-1/2	3/8	1/2	2.85	0.88	1.39		
BSH4-1/2	1/2	1/2	3.33	1.00	1.52		
BSH4-3/4	1/2	3/4	3.86	1.00	1.52		

插头
Nipples
Female Pipe Thread

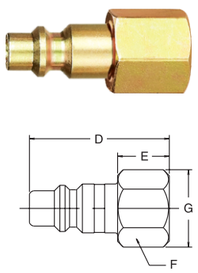

Part No. 订货号 Brass 铜	Body Size 规格 (in.)	Part No. 订货号 Steel 碳钢	Thread 螺纹 NPT	D (in.)	E (in.)	F (in.)	G (in.)	Weight 重量	Package 盒装量
IPF2-N01	1/4	IPF2-N01-S	1/8-27	1.38	0.61	0.50	0.58		
IPF2-N02	1/4	IPF2-N02-S	1/4-18	1.56	0.80	0.62	0.72		
IPF2-N03	1/4	IPF2-N03-S	3/8-18	1.60	0.83	0.81	0.94		
IPF3-N02	3/8	IPF3-N02-S	1/4-18	1.60	0.65	0.62	0.72		
IPF3-N03	3/8	IPF3-N03-S	3/8-18	1.69	0.74	0.81	0.94		
IPF3-N04	3/8	IPF3-N04-S	1/2-14	1.84	0.90	1.00	1.16		
IPF4-N03	1/2	IPF4-N03-S	3/8-18	2.03	0.79	0.81	0.94		
IPF4-N04	1/2	IPF4-N04-S	1/2-14	2.25	1.01	1.00	1.16		
IPF4-N06	1/2	IPF4-N06-S	3/4-14	2.38	1.13	1.25	1.44		

“I” 系列气动快速接头

PNEUMATIC SINGLE SHUT-OFF "I"Series/INDUSTRIAL INTERCHANGE

插头
Male Pipe Thread

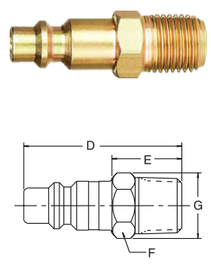

Part No. 订货号 Brass 铜	Body Size 规格 (in.)	Part No. 订货号 Steel 碳钢	Thread 螺纹 NPT	D (in.)	E (in.)	F (in.)	G (in.)	Weight 重量	Package 盒装量
IPM2-N01	1/4	IPM2-N01-S	1/8-27	1.56	0.80	0.50	0.58		
IPM2-N02	1/4	IPM2-N02-S	1/4-18	1.72	0.95	0.56	0.65		
IPM2-N03	1/4	IPM2-N03-S	3/8-18	1.81	1.05	0.69	0.80		
IPM3-N01	3/8	IPM3-N01-S	1/8-27	1.72	0.77	0.62	0.72		
IPM3-N02	3/8	IPM3-N02-S	1/4-18	1.88	0.93	0.62	0.72		
IPM3-N03	3/8	IPM3-N03-S	3/8-18	1.91	0.96	0.69	0.80		
IPM3-N04	3/8	IPM3-N04-S	1/2-14	2.12	1.18	0.88	1.02		
IPM4-N03	1/2	IPM4-N03-S	3/8-18	2.31	1.07	0.69	0.79		
IPM4-N04	1/2	IPM4-N04-S	1/2-14	2.48	1.22	0.88	1.01		
IPM4-N06	1/2	IPM4-N06-S	3/4-14	2.53	1.29	1.13	1.30		

插头
Standard Hose Barb

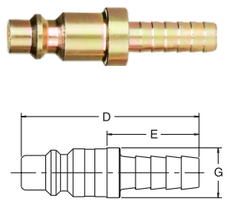

Part No. 订货号 Brass 铜	Body Size 规格 (in.)	Part No. 订货号 Steel 碳钢	Hose 软管 I.d.	D (in.)	E (in.)	F (in.)	Weight 重量	Package 盒装量
IPH2-1/4	1/4	IPH2-1/4-S	1/4	2.09	1.33	0.55		
IPH2-5/16	1/4	IPH2-5/16-S	5/16	2.09	1.33	0.55		
IPH2-3/8	1/4	IPH2-3/8-S	3/8	2.09	1.33	0.55		
IPH3-3/8	3/8	IPH3-3/8-S	3/8	2.19	1.24	0.62		
IPH3-1/2	3/8	IPH3-1/2-S	1/2	2.19	1.52	0.68		
IPH4-3/8	1/2	IPH4-3/8-S	3/8	2.53	1.29	0.68		
IPH4-1/2	1/2	IPH4-1/2-S	1/2	2.53	1.57	0.68		
IPH4-3/4	1/2	IPH4-3/4-S	3/4	3.06	1.91	0.93		



产品描述

- "T"系列的原始设计是Tru-Flate。
- 独特的设计可以使用更长时间，而且使用可靠稳定。
- 标准密封件为丁腈。

Features

- "T" Series couplings are the original Tru-Flate design.
- This unique design has been field proven as a long lasting, high performance coupling especially when used with pneumatic tools.
- Standard seals are Buna-N (Nitrile). See the Coupling Selection and Ordering Information Guide at the beginning of Section A and the Fluid Compatibility Chart at the end of this catalog for optional materials.

技术规范

规格	1/4	3/8	1/2
额定压力 (PSI)	300	300	300
温度范围(STD密封)	-40℃到+250℃		
锁定装置	6球/锁销		

Specifications

Body Size	1/4	3/8	1/2
Rated Pressure (psi)	300	300	300
Temperature Range (std seals)	-40° to +250°F.		
Locking Device	6 balls/locking pin		

母体
Manual couplers With6 Locking balls Female Pipe Thread



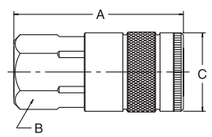

Part No. 订货号	Body Size 规格 (in.)	Thread 螺纹 NPT	A (in.)	B (in.)	C (in.)	Weight 重量	Package 盒装量
TSF2-N01	1/4	1/8-27	1.83	0.75	0.88		
TSF2-N02	1/4	1/4-18	1.83	0.75	0.88		
TSF2-N03	1/4	3/8-18	1.95	0.81	0.94		
TSF3-N02	3/8	1/4-18	2.22	0.88	1.06		
TSF3-N03	3/8	3/8-18	2.28	0.88	1.06		
TSF3-N04	3/8	1/2-14	2.55	1.00	1.16		
TSF4-N03	1/2	3/8-18	2.74	1.00	1.19		
TSF4-N04	1/2	1/2-14	2.96	1.00	1.19		
TSF4-N06	1/2	3/4-14	3.19	1.25	1.44		

母体
Male Pipe Thread



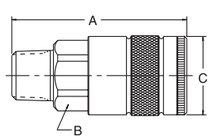

Part No. 订货号	Body Size 规格 (in.)	Thread 螺纹 NPT	A (in.)	B (in.)	C (in.)	Weight 重量	Package 盒装量
TSM2-N01	1/4	1/8-27	1.89	0.75	0.88		
TSM2-N02	1/4	1/4-18	2.05	0.75	0.88		
TSM2-N03	1/4	3/8-18	2.08	0.75	0.88		
TSM3-N02	3/8	1/4-18	2.36	0.88	1.06		
TSM3-N03	3/8	3/8-18	2.39	0.88	1.06		
TSM3-N04	3/8	1/2-14	2.55	0.88	1.06		
TSM4-N03	1/2	3/8-18	2.93	1.00	1.19		
TSM4-N04	1/2	1/2-14	3.08	1.00	1.19		
TSM4-N06	1/2	3/4-14	3.21	1.13	1.30		

“T” 系列气动快速接头
PNEUMATIC SINGLE SHUT-OFF "T" Series/PARKER (TRU-FLATE)INTERCHANGE

母体
Standard Hose Barb

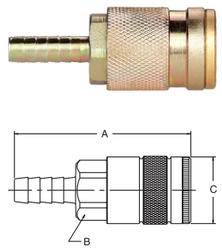

Part No. 订货号	Body Size 规格 (in.)	Hose 软管 I.d.	A (in.)	B (in.)	C (in.)	Weight 重量	Package 盒装量
TSH2-1/4	1/4	1/4	2.49	0.75	0.88		
TSH2-5/16	1/4	5/16	2.49	0.75	0.88		
TSH2-3/8	1/4	3/8	2.49	0.75	0.88		
TSH3-3/8	3/8	3/8	2.86	0.88	1.06		
TSH3-1/2	3/8	1/2	3.08	0.88	1.06		
TSH4-3/8	1/2	3/8	3.37	1.00	1.19		
TSH4-1/2	1/2	1/2	3.62	1.00	1.19		
TSH4-3/4	1/2	3/4	3.96	1.00	1.19		

母体
Automatic Coupler With Locking PIN Female Pipe Thread



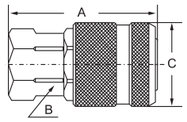

Part No. 订货号	Body Size 规格 (in.)	Thread 螺纹 NPT	A (in.)	B (in.)	C (in.)	Weight 重量	Package 盒装量
TSFA2-N01	1/4	1/8-27	1.89	0.75	1.06		
TSFA2-N02	1/4	1/4-18	2.05	0.75	1.06		
TSFA2-N03	1/4	3/8-18	2.08	0.75	1.06		
TSFA3-N02	3/8	1/4-18	2.36	0.88	1.19		
TSFA3-N03	3/8	3/8-18	2.39	0.88	1.19		
TSFA3-N04	3/8	1/2-14	2.55	0.88	1.19		
TSFA4-N03	1/2	3/8-18	2.93	1.00	1.30		
TSFA4-N04	1/2	1/2-14	3.08	1.00	1.30		
TSFA4-N06	1/2	3/4-14	3.21	1.00	1.30		

母体
Male Pipe Thread



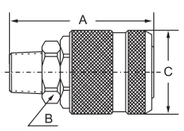

Part No. 订货号	Body Size 规格 (in.)	Thread 螺纹 NPT	A (in.)	B (in.)	C (in.)	Weight 重量	Package 盒装量
TSMA2-N01	1/4	1/8-27	1.89	0.75	1.06		
TSMA2-N02	1/4	1/4-18	2.05	0.75	1.06		
TSMA2-N03	1/4	3/8-18	2.08	0.75	1.06		
TSMA3-N02	3/8	1/4-18	2.36	0.88	1.19		
TSMA3-N03	3/8	3/8-18	2.39	0.88	1.19		
TSMA3-N04	3/8	1/2-14	2.55	0.88	1.19		
TSFA4-N03	1/2	3/8-18	2.93	1.00	1.30		
TSFA4-N04	1/2	1/2-14	3.08	1.00	1.30		
TSFA4-N06	1/2	3/4-14	3.21	1.00	1.30		

“T” 系列气动快速接头

PNEUMATIC SINGLE SHUT-OFF "T" Series/PARKER (TRU-FLATE)INTERCHANGE

母体
Standard Hose Barb

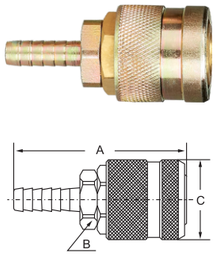

Part No. 订货号	Body Size 规格 (in.)	Hose 软管 I.d.	A (in.)	B (in.)	C (in.)	Weight 重量	Package 盒装量
TSHA2-1/4	1/4	1/4	2.49	0.75	1.06		
TSHA2-5/16	1/4	5/16	2.49	0.75	1.06		
TSHA2-3/8	1/4	3/8	2.49	0.75	1.06		
TSHA3-3/8	3/8	3/8	2.86	0.88	1.19		
TSHA3-1/2	3/8	1/2	3.08	0.88	1.19		
TSHA4-3/8	1/2	3/8	3.37	1.00	1.30		
TSHA4-1/2	1/2	1/2	3.62	1.00	1.30		
TSHA4-3/4	1/2	3/4	3.96	1.00	1.30		

插头
Nipples
Female Pipe Thread

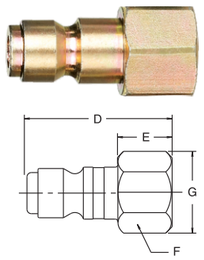

Part No. 订货号 Brass 铜	Body Size 规格 (in.)	Thread 螺纹 NPT	D (in.)	E (in.)	F (in.)	G (in.)	Weight 重量	Package 盒装量
TPF2-N01	1/4	1/8-27	1.28	0.55	0.50	0.58		
TPF2-N02	1/4	1/4-18	1.47	0.74	0.62	0.72		
TPF2-N03	1/4	3/8-18	1.50	0.77	0.81	0.94		
TPF3-N02	3/8	1/4-18	1.60	0.67	0.62	0.72		
TPF3-N03	3/8	3/8-18	1.68	0.77	0.81	0.94		
TPF4-N03	1/2	3/8-18	2.05	0.83	0.81	0.94		
TPF4-N04	1/2	1/2-14	2.27	1.05	1.00	1.16		
TPF4-N06	1/2	3/4-14	2.38	1.13	1.25	1.44		

插头
Male Pipe Thread

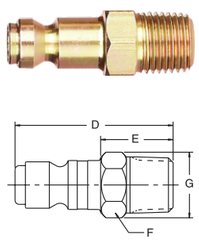

Part No. 订货号 Brass 铜	Body Size 规格 (in.)	Thread 螺纹 NPT	D (in.)	E (in.)	F (in.)	G (in.)	Weight 重量	Package 盒装量
TPM2-N01	1/4	1/8-27	1.47	0.74	0.50	0.58		
TPM2-N02	1/4	1/4-18	1.62	0.89	0.56	0.65		
TPM2-N03	1/4	3/8-18	1.72	0.99	0.69	0.80		
TPM3-N02	3/8	1/4-18	1.88	0.95	0.62	0.72		
TPM3-N03	3/8	3/8-18	1.90	0.98	0.69	0.80		
TPM4-N03	1/2	3/8-18	2.33	1.12	0.69	0.79		
TPM4-N04	1/2	1/2-14	2.48	1.27	0.88	1.01		
TPM4-N06	1/2	3/4-14	2.53	1.29	1.13	1.30		

插头
Standard Hose Barb

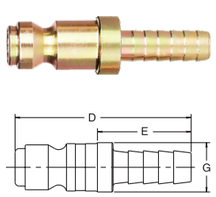

Part No. 订货号	Body Size 规格 (in.)	Hose 软管 I.d.	D (in.)	E (in.)	G (in.)	Weight 重量	Package 盒装量
TPH2-1/4-S	1/4	1/4	2.00	1.27	0.55		
TPH2-3/8-S	1/4	3/8	2.00	1.27	0.55		
TPH3-3/8-S	3/8	3/8	2.19	1.27	0.63		
TPH4-3/8-S	1/2	3/8	2.53	1.29	0.69		
TPH4-1/2-S	1/2	1/2	2.81	1.60	0.81		
TPH4-3/4-S	1/2	3/4	3.16	1.91	0.94		

“S” 系列气动快速接头

PNEUMATIC SINGLE SHUT-OFF "S" Series/SCHRADER INTERCHANGE



产品描述

- 为快速联接而设计，TUR设计以防止意外断开。
- 提供多种端口配置以满足特定需求。
- 标准扭锁式接头用于低、中等的空气流动，如气动工具。
- 标准密封件为丁腈
- 或其它处理可预订。

Features

- Engineered for speedy coupling and uncoupling. To lock –push in; to unlock – give the coupler sleeve a 1/8 tur Designed to protect against accidental uncoupling.
- A variety of port configurations are available to meet specific needs.
- Standard Twist–Lock couplings are ideal for low to medium air flows, such as air tools.
- Standard Seals are Buna–N (Nitrile).
- Constructed of Zinc bodies and Zinc plated steel sleeves and nipples.
- Interchanges with Schrader Twist–Lock style couplings.

技术规范

规格	1/4
额定压力 (PSI)	250
温度范围(丁腈橡胶密封件)	–10℃到+165℃
锁定装置	CAM

Specifications

Body Size	1/4
Rated Pressure (PSI)	250
Temperature Range (Nitrile seal)	–10° to +165°F.
Locking Device	CAM

母体
Couplers
Female Thread



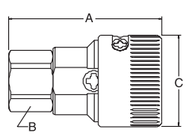

Part No. 订货号	Body Size 规格 (in.)	Thread 螺纹 NPT	A (in.)	B (in.)	C (in.)	Weight 重量	Package 盒装量
SSF2-N02	1/4	1/4-18	1.875	0.69	1.12		
SSF2-N03	1/4	3/8-18	1.875	0.69	1.12		

母体
Male Thread



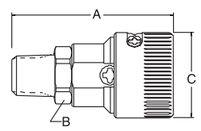

Part No. 订货号	Body Size 规格 (in.)	Thread 螺纹 NPT	A (in.)	B (in.)	C (in.)	Weight 重量	Package 盒装量
SSM2-N02	1/4	1/4-18	2.125	0.69	1.12		
SSM2-N03	1/4	3/8-18	2.125	0.69	1.12		

插头
Nipples
Female Thread



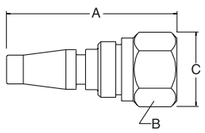

Part No. 订货号	Body Size 规格 (in.)	Thread 螺纹 NPT	A (in.)	B (in.)	C (in.)	Weight 重量	Package 盒装量
SPF2-N01	1/4	1/8-27	1.53	0.56	0.65		
SPF2-N02	1/4	1/4-18	1.81	0.69	0.79		

插头
Male Thread



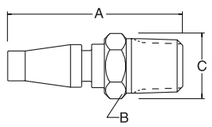

Part No. 订货号	Body Size 规格 (in.)	Thread 螺纹 NPT	A (in.)	B (in.)	C (in.)	Weight 重量	Package 盒装量
SPM2-N01	1/4	1/8-27	1.65	0.56	0.65		
SPM2-N02	1/4	1/4-18	1.75	0.56	0.65		

“L” 系列气动快速接头

PNEUMATIC SINGLE SHUT-OFF "L" Series/LINCOLN INTERCHANGE



产品描述

- "L"系列可与林肯系列互换。
- "L"系列有一个完整开放的最大流量管阀和一个保护设计以减少意外断开。
- "L"系列只有1/4"尺寸。
- "L"系列为黄铜体，钢制阀芯。

Features

- "L" Series couplings are interchangeable with Lincoln's "Long Stem" series couplings
- "L" Series couplings have a full opening tubular valve for maximum flow and a built–in sleeve guard to minimize accidental disconnect.
- The "L" Series is only available in 1/4" body size.
- "L" Series couplings have all brass bodies and steel valves.
- Standard seal material is Buna–N (Nitrile). See the Coupling Selection and Ordering Information Guide at the beginning of Section A and the Fluid Compatibility Chart at the end of this catalog for optional materials.

技术规范

规格	1/4
额定压力(PSI)	300
温度范围(丁腈橡胶密封件)	–40℃到+250℃
锁定装置	锁销

Specifications

Body Size	1/4
Rated Pressure (PSI)	300
Temperature Range (Nitrile seal)	–40° to +250°F.
Locking Device	Locking Pin

母体

Automatic Coupler With Locking PIN
Female Pipe Thread

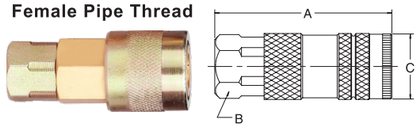

Part No. 订货号 Brass 铜	Body Size 规格 (in.)	Thread 螺纹 NPT	A (in.)	B (in.)	C (in.)	Weight 重量	Package 盒装量
LSF2-N02	1/4	1/4-18	2.39	0.75	0.88		

母体

Male Pipe Thread

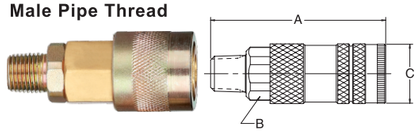

Part No. 订货号 Brass 铜	Body Size 规格 (in.)	Thread 螺纹 NPT	A (in.)	B (in.)	C (in.)	Weight 重量	Package 盒装量
LSM-N02	1/4	1/4-18	2.61	0.75	0.88		

插头

Nipples
Female Pipe Thread

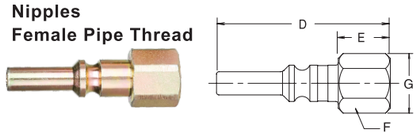

Part No. 订货号 Steel 碳钢	Body Size 规格 (in.)	Thread 螺纹 NPT	D (in.)	E (in.)	F (in.)	G (in.)	Weight 重量	Package 盒装量
LPF-N02	1/4	1/4-18	2.10	0.77	0.62	0.72		

插头

Male Pipe Thread

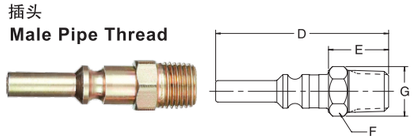

Part No. 订货号 Steel 碳钢	Body Size 规格 (in.)	Thread 螺纹 NPT	D (in.)	E (in.)	F (in.)	G (in.)	Weight 重量	Package 盒装量
LPM-N02	1/4	1/4-18	2.25	0.92	0.56	0.65		

“D” 系列气动快速接头

PNEUMATIC SINGLE SHUT-OFF "D" Series /RECTUS SERIES 21 INTERCHANGE



产品描述

- "D"系列的独特设计使连接相当简单，但需要2个步骤来断开，当断开时，插头必须先推入母体内，才能进一步打开。
- 此套锁的功能大大降低了潜在的意外断开。
- 典型用途急救设备与呼吸设备。
- 材料为黄铜不锈钢弹簧和高流动阀。

Features

- "D" series couplings feature a unique design that allows for simple push–to connect operation yet requires a two step process to disconnect. To disconnect, the nipple must be pushed into the coupler before the coupler sleeve can be retracted.
- This sleeve locking feature greatly reduces the potential of accidental disconnects in applications where connection integrity is of primary importance.
- Typical uses include rescue and breathing air equipment in addition to general pneumatic applications.
- Couplers feature solid brass construction, nickel plating, sleeve guard, high flow window valve, stainless steel springs and locking balls.

技术规范

规格	1/8	1/4
额定压力(PSI)	150	
温度范围(丁腈橡胶密封件)	–40℃到+250℃	
锁定装置	4球	
真空服务	不推荐	

Specifications

Body Size	1/8	1/4
Rated Pressure (PSI)	150	
Temperature Range (Nitrile seal)	–40° to +250°F.	
Locking Device	4 balls	
Vacuum Service	Not Recommended	

母体

Automatic Coupler With Locking PIN
Female Pipe Thread

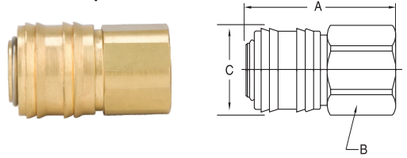

Part No. 订货号	Body Size 规格 (in.)	Thread 螺纹 BSP	A (in.)	B (in.)	C (in.)	Weight 重量	Package 盒装量
DSF-G02	7.6	G1/4	1.65	0.86	0.97		
DSF-G03	7.6	G3/8	1.65	0.86	0.97		
DSF-G04	7.6	G1/2	1.65	0.94	0.97		

母体

Male Pipe Thread

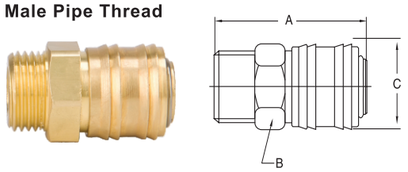

Part No. 订货号	Body Size 规格 (in.)	Thread 螺纹 BSP	A (in.)	B (in.)	C (in.)	Weight 重量	Package 盒装量
DSM-G02	7.6	G1/4	1.65	0.86	0.97		
DSM-G03	7.6	G3/8	1.65	0.86	0.97		
DSM-G04	7.6	G1/2	1.65	0.94	0.97		

母体

Standard Hose Barb

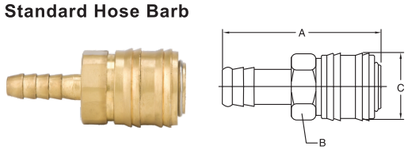

Part No. 订货号	Body Size 规格 (in.)	Hose 软管 I.d.	A (in.)	B (in.)	C (in.)	Weight 重量	Package 盒装量
DSH-1/4	7.6	1/4	2.37	0.86	0.97		
DSH-3/8	7.6	3/8	2.37	0.86	0.97		
DSH-1/2	7.6	1/2	2.37	0.86	0.97		

“D” 系列气动快速接头

PNEUMATIC SINGLE SHUT-OFF "D" Series /RECTUS SERIES 21 INTERCHANGE

插头
Nipples
Female Pipe



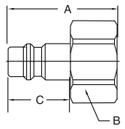

Part No. 订货号	Body Size 规格 (in.)	Thread 螺纹 BSP	A (in.)	B (in.)	C (in.)	Weight 重量	Package 盒装量
DPF-G02	7.6	G1/4	1.3	0.67	0.78		
DPF-G03	7.6	G3/8	1.3	0.79	0.78		
DPF-G04	7.6	G1/2	1.38	0.95	0.78		

插头
Male Pipe



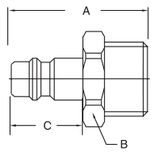

Part No. 订货号	Body Size 规格 (in.)	Thread 螺纹 BSP	A (in.)	B (in.)	C (in.)	Weight 重量	Package 盒装量
DPM-G02	7.6	G1/4	1.3	0.67	0.78		
DPM-G03	7.6	G3/8	1.3	0.79	0.78		
DPM-G04	7.6	G1/2	1.38	0.95	0.78		

插头
Hose Barb



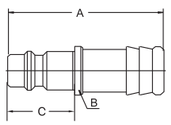

Part No. 订货号	Body Size 规格 (in.)	Hose 软管 I.d.	A (in.)	B (in.)	C (in.)	Weight 重量	Package 盒装量
DPH-1/4	7.6	1/4	1.89	0.47	0.78		
DPH-3/8	7.6	3/8	1.89	0.47	0.78		
DPH-1/2	7.6	1/2	1.89	0.59	0.78		

“E” 系列气动快速接头

PNEUMATIC SINGLE SHUT-OFF "E" Series /RECTUS SERIES 21 INTERCHANGE



产品描述

- "E"系列的独特设计使连接相当简单，但需要2个步骤来断开，当断开时，插头必须先推入母体内，才能进一步打开。
- 此套锁的功能大大降低了潜在的意外断开。
- 典型用途急救设备与呼吸设备。
- 材料为黄铜不锈钢弹簧和高流动阀。

Features

- "E" series couplings feature a unique design that allows for simple push–to connect operation yet requires a two step process to disconnect. To disconnect, the nipple must be pushed into the coupler before the coupler sleeve can be retracted.
- This sleeve locking feature greatly reduces the potential of accidental disconnects in applications where connection integrity is of primary importance.
- Typical uses include rescue and breathing air equipment in addition to general pneumatic applications.
- Couplers feature solid brass construction, nickel plating, sleeve guard, high flow window valve, stainless steel springs and locking balls.

技术规范

规格	1/8	1/4
额定压力(PSI)	150	
温度范围(丁腈橡胶密封件)	–40℃到+250℃	
锁定装置	4球	
真空服务	不推荐	

Specifications

Body Size	1/8	1/4
Rated Pressure (PSI)	150	
Temperature Range (Nitrile seal)	–40° to +250°F.	
Locking Device	4 balls	
Vacuum Service	Not Recommended	

母体
Automatic Coupler With 4 Balls
Female Pipe Thread



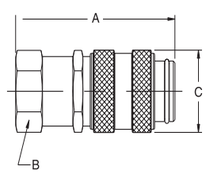

Part No. 订货号 Brass 铜	Body Size 规格 (in.)	Thread 螺纹 BSP	Part No. 订货号 Brass 铜	Thread 螺纹 NPT	A (in.)	B (in.)	C (in.)	Weight 重量	Package 盒装量
ESF1-01	1/8	G1/8	ESF1-N01	NPT1/8	1.42	0.55	0.70		
ESF1-02	1/8	G1/4	ESF1-N02	NPT1/4	1.81	0.67	0.70		
ESF2-02	1/4	G1/4	ESF2-N02	NPT1/4	2.45	0.81	0.98		
ESF2-03	1/4	G3/8	ESF2-N03	NPT3/8	2.55	0.81	0.98		

母体
Male Pipe Thread



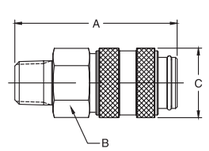

Part No. 订货号 Brass 铜	Body Size 规格 (in.)	Thread 螺纹 BSP	Part No. 订货号 Brass 铜	Thread 螺纹 NPT	A (in.)	B (in.)	C (in.)	Weight 重量	Package 盒装量
ESM1-01	1/8	G1/8	ESM1-N01	NPT1/8	1.37	0.55	0.70		
ESM1-02	1/8	G1/4	ESM1-N02	NPT1/4	1.45	0.67	0.70		
ESM2-02	1/4	G1/4	ESM2-N02	NPT1/4	2.55	0.81	0.98		
ESM2-03	1/4	G3/8	ESM2-N03	NPT3/8	2.58	0.81	0.98		

母体
Hose Barb



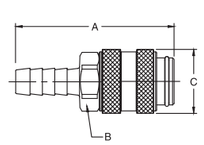

Part No. 订货号	Body Size 规格 (in.)	Hose 软管 I.d.	A (in.)	B (in.)	C (in.)	Weight 重量	Package 盒装量
ESH1-1/4	1/8	1/4	1.92	0.55	0.70		
ESH1-5/16	1/8	5/16	1.92	0.55	0.70		
ESH2-1/4	1/4	1/4	3.02	0.81	0.98		
ESH2-3/8	1/4	3/8	3.02	0.81	0.98		

母体
Locking Hose

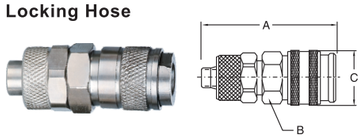

Part No. 订货号	Body Size 规格 (in.)	Hose 软管 I.d.	A (in.)	B (in.)	C (in.)	Weight 重量	Package 盒装量
ESL2-0640	1/8	6X4mm	1.73	0.55	0.70		
ESL2-0850	1/8	8X5mm	1.73	0.55	0.70		
ESL2-1065	1/4	10x6.5mm	2.14	0.81	0.98		
ESL2-1280	1/4	12X8mm	0.64	0.81	0.98		

插头
Nipples
Female Pipe



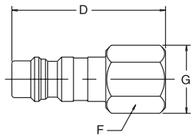

Part No. 订货号 Brass 铜	Body Size 规格 (in.)	Thread 螺纹 BSP	Part No. 订货号 Brass 铜	Thread 螺纹 NPT	D (in.)	F (in.)	G (in.)	Weight 重量	Package 盒装量
EPF1-01	1/8	G1/8	EPF1-N01	NPT1/8	1.14	0.55	0.63		
EPF1-02	1/8	G1/4	EPF1-N02	NPT1/4	1.34	0.67	0.78		
EPF2-01	1/4	G1/4	EPF2-N01	NPT1/4	1.62	0.62	0.72		
EPF2-02	1/4	G3/8	EPF2-N02	NPT3/8	1.65	0.81	0.94		

Male Pipe



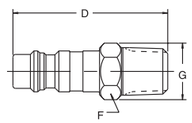

Part No. 订货号 Brass 铜	Body Size 规格 (in.)	Thread 螺纹 BSP	Part No. 订货号 Brass 铜	Thread 螺纹 NPT	D (in.)	F (in.)	G (in.)	Weight 重量	Package 盒装量
EPM1-01	1/8	G1/8	EPM1-N01	NPT1/8	1.06	0.43	0.51		
EPM1-02	1/8	G1/4	EPM1-N02	NPT1/4	1.20	0.55	0.63		
EPM2-01	1/4	G1/4	EPM2-N01	NPT1/4	1.77	0.56	0.72		
EPM2-02	1/4	G3/8	EPM2-N02	NPT3/8	1.80	0.69	0.94		

插头
Hose Barb



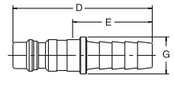

Part No. 订货号	Body Size 规格 (in.)	Hose 软管 I.d.	D (in.)	E (in.)	G (in.)	Weight 重量	Package 盒装量
EPH1-1/4	1/8	1/4	1.39	0.84	0.39		
EPH1-5/16	1/8	5/16	1.39	0.84	0.39		
EPH2-1/4	1/4	1/4	2.06	1.18	0.55		
EPH2-3/8	1/4	3/8	2.06	1.18	0.55		

插头
Locking Hose



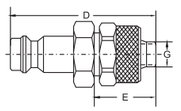

Part No. 订货号	Body Size 规格 (in.)	Hose 软管 I.d.	D (in.)	E (in.)	G (in.)	Weight 重量	Package 盒装量
EPL2-0640	1/8	6X4mm	1.37	0.59	0.11		
EPL2-0850	1/8	8X5mm	1.39	0.59	0.19		
EPL2-1065	1/4	10x6.5mm	1.55	0.66	0.25		
EPL2-1280	1/4	12X8mm	1.63	0.66	0.39		

“E”系列气动快速接头
PNEUMATIC SINGLE SHUT-OFF "E" Series /RECTUS SERIES 21 INTERCHANGE

母体
Automatic Couplers
Female Pipe



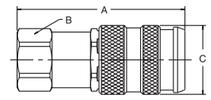

Part No. 订货号 Brass 铜	Body Size 规格 (in.)	Thread 螺纹 BSP	Part No. 订货号 Brass 铜	Thread 螺纹 NPT	A (in.)	B (in.)	C (in.)	Weight 重量	Package 盒装量
ESFD1-01	1/8	G1/8	ESFD1-N01	NPT1/8	1.42	0.55	0.63		
ESFD1-02	1/8	G1/4	ESFD1-N02	NPT1/4	1.81	0.67	0.78		

母体
Male Pipe



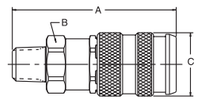

Part No. 订货号 Brass 铜	Body Size 规格 (in.)	Thread 螺纹 BSP	Part No. 订货号 Brass 铜	Thread 螺纹 NPT	A (in.)	B (in.)	C (in.)	Weight 重量	Package 盒装量
ESMD1-01	1/8	G1/8	ESMD1-N01	NPT1/8	1.50	0.55	0.63		
ESMD1-02	1/8	G1/4	ESMD1-N02	NPT1/4	1.61	0.55	0.63		

母体
Locking Hose



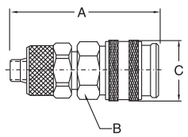

Part No. 订货号	Body Size 规格 (in.)	Hose 软管	A (in.)	B (in.)	C (in.)	Weight 重量	Package 盒装量
ESLD1-0640	1/8	6X4mm	1.73	0.55	0.70		
ESLD1-0850	1/8	8X5mm	1.73	0.55	0.70		
ESLD1-1065	1/8	10x6.5mm	2.12	0.86	0.98		
ESLD1-1280	1/8	12X8mm	2.20	0.86	0.98		

插头
Nipples
Female Pipe Thread



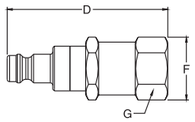

Part No. 订货号 Brass 铜	Body Size 规格 (in.)	Thread 螺纹 BSP	Part No. 订货号 Brass 铜	Thread 螺纹 NPT	D (in.)	F (in.)	G (in.)	Weight 重量	Package 盒装量
EPFD1-01	1/8	G1/8	EPFD1-N01	NPT1/8	1.56	0.55	0.63		
EPFD1-02	1/8	G1/4	EPFD1-N02	NPT1/4	1.97	0.67	0.78		

插头
Male Pipe Thread



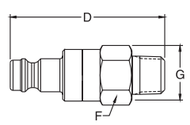

Part No. 订货号 Brass 铜	Body Size 规格 (in.)	Thread 螺纹 BSP	Part No. 订货号 Brass 铜	Thread 螺纹 NPT	D (in.)	F (in.)	G (in.)	Weight 重量	Package 盒装量
EPMD1-01	1/8	G1/8	EPMD1-N01	NPT1/8	1.65	0.55	0.63		
EPMD1-02	1/8	G1/4	EPMD1-N02	NPT1/4	1.77	0.67	0.78		

插头
Locking Hose



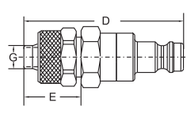

Part No. 订货号	Body Size 规格 (in.)	Hose 软管	D (in.)	E (in.)	G (in.)	Weight 重量	Package 盒装量
EPLD2-0640	1/8	6X4mm	1.57	0.59	0.11		
EPLD2-0850	1/8	8X5mm	1.59	0.59	0.19		
EPLD2-1065	1/8	10x6.5mm	1.75	0.59	0.27		
EPLD2-1280	1/8	12X8mm	1.83	0.64	0.39		

“N” 系列气动快速接头

PNEUMATIC SINGLE SHUT-OFF "N" Series /ASIA TYPE INTERCHANGE



产品描述

- "N"系列的独特设计使连接相当简单，但需要2个步骤来断开，当断开时插头必须先推入母体内，才能进一步打开。
- 此套锁的功能大大降低了潜在的意外断开。
- 典型用途急救设备与呼吸设备。
- 材料为黄铜不锈钢弹簧和高流动阀。

Features

- "N" series couplings feature a unique design that allows for simple push–to connect operation yet requires a two step process to disconnect. To disconnect, the nipple must be pushed into the coupler before the coupler sleeve can be retracted.
- This sleeve locking feature greatly reduces the potential of accidental disconnects in applications where connection integrity is of primary importance.
- Typical uses include rescue and breathing air equipment in addition to general pneumatic applications.

技术规范

规格	1/4
额定压力(PSI)	150
温度范围(丁腈橡胶密封件)	–40℃到+250℃
锁定装置	4球
真空服务	不推荐

Specifications

Body Size	1/4
Rated Pressure (PSI)	150
Temperature Range (Nitrile seal)	–40° to +250°F.
Locking Device	4 balls
Vacuum Service	Not Recommended

母体

Automatic Coupler With 4 Balls
Female Pipe Thread



Part No. 订货号	Body Size 规格 (in.)	Thread 螺纹 BSP	A (in.)	B (in.)	C (in.)	Weight 重量	Package 盒装量
NSF2-01	1/4	G1/8	2.28	0.86	0.86		
NSF2-02	1/4	G1/4	2.36	0.86	0.86		
NSF2-03	1/4	G3/8	2.44	0.86	0.86		
NSF2-04	1/4	G1/2	2.55	0.86	0.86		

母体

Male Pipe Thread

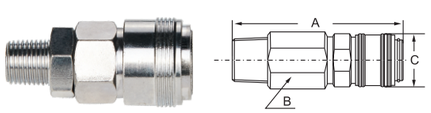

Part No. 订货号	Body Size 规格 (in.)	Thread 螺纹 BSP	A (in.)	B (in.)	C (in.)	Weight 重量	Package 盒装量
NSM2-01	1/4	G1/8	2.28	0.86	0.86		
NSM2-02	1/4	G1/4	2.36	0.86	0.86		
NSM2-03	1/4	G3/8	2.40	0.86	0.86		
NSM2-04	1/4	G1/2	2.55	0.86	0.86		

母体

Hose Barb



Part No. 订货号	Body Size 规格 (in.)	Hose 软管 I.d.	A (in.)	B (in.)	C (in.)	Weight 重量	Package 盒装量
NSH2-1/4	1/4	1/4	2.83	0.86	0.86		
NSH2-5/16	1/4	5/16	2.83	0.86	0.86		
NSH2-3/8	1/4	3/8	2.83	0.86	0.86		
NSH2-1/2	1/4	1/2	2.83	0.86	0.86		

气动单关闭式接头 “N” 系列/可与亚洲系列互换

PNEUMATIC SINGLE SHUT-OFF "N" Series /ASIA TYPE INTERCHANGE

母体

Lock Hose



Part No. 订货号	Body Size 规格 (in.)	Hose 软管	A (in.)	B (in.)	C (in.)	Weight 重量	Package 盒装量
NSL2-0640	1/4	6X4mm	2.30	0.86	0.86		
NSL2-0850	1/4	8X5mm	2.36	0.86	0.86		
NSL2-1065	1/4	10x6.5mm	2.44	0.86	0.86		
NSL2-1280	1/4	12X8mm	2.46	0.86	0.86		

插头

Nipples
Female Pipe Thread



Part No. 订货号	Body Size 规格 (in.)	Thread 螺纹 BSP	A (in.)	B (in.)	C (in.)	Weight 重量	Package 盒装量
NPF2-01	1/4	G1/8	1.35	0.55	0.64		
NPF2-02	1/4	G1/4	1.47	0.66	0.74		
NPF2-03	1/4	G3/8	1.47	0.86	0.98		
NPF2-04	1/4	G1/2	1.52	0.94	1.10		

插头

Male Pipe Thread



Part No. 订货号	Body Size 规格 (in.)	Thread 螺纹 BSP	A (in.)	B (in.)	C (in.)	Weight 重量	Package 盒装量
NPM2-01	1/4	G1/8	1.47	0.55	0.64		
NPM2-02	1/4	G1/4	1.57	0.66	0.74		
NPM2-03	1/4	G3/8	1.57	0.86	0.98		
NPM2-04	1/4	G1/2	1.73	0.94	1.10		

插头

Hose Barb



Part No. 订货号	Body Size 规格 (in.)	Hose 软管	A (in.)	B (in.)	C (in.)	Weight 重量	Package 盒装量
NPH2-1/4	1/4	1/4	2.24	0.59	0.98		
NPH2-5/16	1/4	5/16	2.24	0.59	0.98		
NPH2-3/8	1/4	3/8	2.24	0.59	0.98		
NPH2-1/2	1/4	1/2	2.52	0.59	0.98		

插头

Lock Hose



Part No. 订货号	Body Size 规格 (in.)	Hose 软管	A (in.)	B (in.)	C (in.)	Weight 重量	Package 盒装量
NPL2-0640	1/4	6X4mm	1.43	0.55	0.64		
NPL2-0850	1/4	8X5mm	1.49	0.55	0.64		
NPL2-1065	1/4	10x6.5mm	1.57	0.66	0.74		
NPL2-1280	1/4	12X8mm	1.59	0.82	0.94		

“W” 系列船舶焊接
SHIP WELDING SERIES

产品描述

◆船舶焊接领域中使用的“W”系列联轴器的专业知识。不同的颜色区分介质。红色接头用于乙炔。
黄色接头用于二氧化碳。灰色接头用于氧气。

Features

◆"W"series couplings expertise used in ship welding field. Different color distinguish the medium. Red couplings is used for acetylene. Yellow couplings is used for carbon dioxide. Grey couplings is used for oxygen.

技术规范

尺寸(in)	1/4
额定压力(Bar)	10
温度范围(STD密封)	–20℃至+100℃
锁定方式	3球

Specifications

Body Size (in)	1/4
Rated Pressure (Bar)	10
Temperature Range (Std seals)	–20℃to+100℃
Locking Devlce	3 balls

For Acetylene (乙炔)





Part No.订货号	Thread 螺纹	Part No.订货号	Thread 螺纹	Part No.订货号	Hose 软管(mm)	Weight重量	Package盒装量
WMA-02	ZG1/4	WFA-02	ZG1/4	WHA-9	9		
WMA-03	ZG3/8	WFA-03	ZG3/8				
WMA-04	ZG1/2	WFA-04	ZG1/2				

For Carbon dioxide (二氧化碳)





Part No.订货号	Thread 螺纹	Part No.订货号	Thread 螺纹	Part No.订货号	Hose 软管(mm)	Weight重量	Package盒装量
WMC-02	ZG1/4	WFC-02	ZG1/4	WHC-9	9		
WMC-03	ZG3/8	WFC-03	ZG3/8				
WMC-04	ZG1/2	WFC-04	ZG1/2				

For Oxygen (氧气)





Part No.订货号	Thread 螺纹	Part No.订货号	Thread 螺纹	Part No.订货号	Hose 软管(mm)	Weight重量	Package盒装量
WMO-02	ZG1/4	WFO-02	ZG1/4	WHO-9	9		
WMO-03	ZG3/8	WFO-03	ZG3/8				
WMO-04	ZG1/2	WFO-04	ZG1/2				

QPE®

气动接头
Pneumatic Fittings





产品描述

- 管的连接和断开可反复几次
  时间和执行，一方面，没有工具的使用。
- 镀镍黄铜机构，确保抗腐蚀和抗污染。
- 密封圈（O型圈）可以很容易地更换。
- 最全英制和公制尺寸。

Features

- Connection and disconnection of the tube can be repeated several times and is performed with one hand, without using of tools.
- Nickel–plated brass bodies ensures anti–corrosion and anti–contamination.
- The sealing ring(O–ring) can be easily replaced if it is damaged.
- Most all models available in inch and metric size.

规格

材料	产品：黄铜镀镍 O形圈:丁腈橡胶(其它材料可根据要求提供)
螺纹	BSPT,BSPP,公制螺纹，NPT
压力 管连接	0.8–16bar(看管质量) PU,PE,尼龙
流体	压缩空气
温度	–10℃–16℃(见用于管的数据)

Specifications

Material	Body and collet:Nickel-plated Brass O-ring:NBR(other material is available on request)
Threads	BSPT,BSPP,NPT,Metric threads
Pressure Tube to connect	0.8-16bar(see tube) PU,PE,Nylon 6-11-12
Fluid	Compressed air
Temperature	-10℃-16℃(see data of used tubing)

结构 Construction

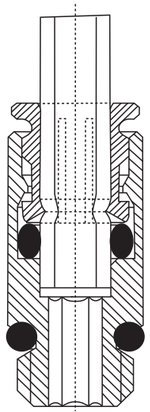

产品代码系统
Products code system

MPC 1 — 06 2 — 02 3

1：型号编码 **1:Model type**

2：管外径 **2:Tube outer dia**

	METRIC SIZE								INCH SIZE						
Code	04	05	06	08	10	12	14	16	1/8	5/32	3/16	1/4	5/16	3/8	1/2
Dia.	4mm	5mm	6mm	8mm	10mm	12mm	14mm	16mm	1/8inch	5/32inch	3/16inch	1/4inch	5/16inch	3/8inch	1/2inch

3：螺纹尺寸 **3:Thread Size**

	METRIC SIZE									
Code	M3	M5	M6	M8	M10	M12	M12A	M14	M16	M20
Dia.	M3×0.5	M5×0.8	M6×1	M8×1	M10×1	M12×1.25	M12×1.5	M14×1.5	M16×1.5	M20×1.5

	55° Taper Pipe Thread (BSPT)						G– Thread (BSPP)			
Code	01	02	03	04	06	08	G01	G02	G03	G04
Dia.	R1/8	R1/4	R3/8	R1/2	R3/4	R1	G1/8	G1/4	G3/8	G1/2

	American Standard Taper Pipe Thread(NPT)							
Code	U10	N00	N01	N02	N03	N04	N06	N08
Dia.	10-32UNF	NPT1/16	NPT1/8	NPT1/4	NPT3/8	NPT1/2	NPT3/4	NPT1

Male Stud



MPC

Tube(Metric) – Thread(R)		Tube(Inch) – Thread(R)		Tube(Inch) – Thread(NPT)		G	QYT
MPC03-M3	MPC08-03	MPC1/8-01	MPC5/16-04	MPC1/8-U10	MPC1/4-N03		
MPC03-M5	MPC08-04	MPC1/8-02	MPC3/8-01	MPC1/8-N01	MPC5/16-N01		
MPC04-M5	MPC10-01	MPC5/32-01	MPC3/8-02	MPC1/8-N02	MPC5/16-N02		
MPC04-01	MPC10-02	MPC5/32-02	MPC3/8-03	MPC5/32-U10	MPC5/16-N03		
MPC04-02	MPC10-03	MPC3/16-01	MPC3/8-04	MPC5/32-N01	MPC5/16-N04		
MPC05-M5	MPC10-04	MPC3/16-02	MPC1/2-02	MPC5/32-N02	MPC3/8-N01		
MPC05-01	MPC12-02	MPC3/16-03	MPC1/2-03	MPC3/16-U10	MPC3/8-N02		
MPC05-02	MPC12-03	MPC1/4-01	MPC1/2-04	MPC3/16-N01	MPC3/8-N03		
MPC06-M5	MPC12-04	MPC1/4-02		MPC3/16-N02	MPC3/8-N04		
MPC06-01	MPC14-03	MPC1/4-03		MPC3/16-N03	MPC1/2-N02		
MPC06-02	MPC14-04	MPC5/16-01		MPC1/4-U10	MPC1/2-N03		
MPC08-01	MPC16-03	MPC5/16-02		MPC1/4-N01	MPC1/2-N04		
MPC08-02	MPC16-04	MPC5/16-03		MPC1/4-N02			

Round Male Stud



MPOC

Tube(Metric) – Thread(R)		Tube(Inch) – Thread(R)		Tube(Inch) – Thread(NPT)		G	QYT
MPOC03-M3	MPOC08-03	MPOC1/8-01	MPOC5/16-04	MPOC1/8-U10	MPOC1/4-N03		
MPOC03-M5	MPOC08-04	MPOC1/8-02	MPOC3/8-01	MPOC1/8-N01	MPOC5/16-N01		
MPOC04-M5	MPOC10-01	MPOC5/32-01	MPOC3/8-02	MPOC1/8-N02	MPOC5/16-N02		
MPOC04-01	MPOC10-02	MPOC5/32-02	MPOC3/8-03	MPOC5/32-U10	MPOC5/16-N03		
MPOC04-02	MPOC10-03	MPOC3/16-01	MPOC3/8-04	MPOC5/32-N01	MPOC5/16-N04		
MPOC05-M5	MPOC10-04	MPOC3/16-02	MPOC1/2-02	MPOC5/32-N02	MPOC3/8-N01		
MPOC05-01	MPOC12-02	MPOC3/16-03	MPOC1/2-03	MPOC3/16-U10	MPOC3/8-N02		
MPOC05-02	MPOC12-03	MPOC1/4-01	MPOC1/2-04	MPOC3/16-N01	MPOC3/8-N03		
MPCO06-M5	MPOC12-04	MPOC1/4-02		MPOC3/16-N02	MPOC3/8-N04		
MPCO06-01	MPOC14-03	MPOC1/4-03		MPOC3/16-N03	MPOC1/2-N02		
MPCO06-02	MPOC14-04	MPOC5/16-01		MPOC1/4-U10	MPOC1/2-N03		
MPOC08-01	MPOC16-03	MPOC5/16-02		MPOC1/4-N01	MPOC1/2-N04		
MPOC08-02	MPOC16-04	MPOC5/16-03		MPOC1/4-N02			

Female Stud



MPCF

Tube(Metric) – Thread(R)		Tube(Inch) – Thread(R)		Tube(Inch) – Thread(NPT)		G	QYT
MPCF04-01	MPCF10-03	MPCF1/8-01	MPCF5/16-03	MPCF1/8-N01	MPCF5/16-N02		
MPCF04-02	MPCF10-04	MPCF1/8-02	MPCF5/16-04	MPCF1/8-N02	MPCF5/16-N03		
MPCF05-01	MPCF12-01	MPCF5/32-01	MPCF3/8-01	MPCF5/32-N01	MPCF5/16-N04		
MPCF05-02	MPCF12-02	MPCF5/32-02	MPCF3/8-02	MPCF5/32-N02	MPCF3/8-N01		
MPCF06-01	MPCF12-03	MPCF3/16-01	MPCF3/8-03	MPCF3/16-N01	MPCF3/8-N02		
MPCF06-02	MPCF12-04	MPCF3/16-02	MPCF3/8-04	MPCF3/16-N02	MPCF3/8-N03		
MPCF08-01	MPCF14-03	MPCF3/16-03	MPCF1/2-02	MPCF3/16-N03	MPCF3/8-N04		
MPCF08-02	MPCF14-04	MPCF1/4-01	MPCF1/2-03	MPCF1/4-N01	MPCF1/2-N02		
MPCF08-03	MPCF16-03	MPCF1/4-02	MPCF1/2-04	MPCF1/4-N02	MPCF1/2-N03		
MPCF08-04	MPCF16-04	MPCF1/4-03		MPCF1/4-N03	MPCF1/2-N04		
MPCF10-01		MPCF5/16-01		MPCF1/4-U10			
MPCF10-02		MPCF5/16-02		MPCF5/16-N01			

Male Stud Swivel Elbow



MPL

Tube(Metric) – Thread(R)		Tube(Inch) – Thread(R)		Tube(Inch) – Thread(NPT)		G	QYT
MPL03-M3	MPL08-03	MPL1/8-01	MPL5/16-04	MPL1/8-U10	MPL1/4-N03		
MPL03-M5	MPL08-04	MPL1/8-02	MPL3/8-01	MPL1/8-N01	MPL5/16-N01		
MPL04-M5	MPL10-01	MPL5/32-01	MPL3/8-02	MPL1/8-N02	MPL5/16-N02		
MPL04-01	MPL10-02	MPL5/32-02	MPL3/8-03	MPL5/32-U10	MPL5/16-N03		
MPL04-02	MPL10-03	MPL3/16-01	MPL3/8-04	MPL5/32-N01	MPL5/16-N04		
MPL05-M5	MPL10-04	MPL3/16-02	MPL1/2-02	MPL5/32-N02	MPL3/8-N01		
MPL05-01	MPL12-02	MPL3/16-03	MPL1/2-03	MPL3/16-U10	MPL3/8-N02		
MPL05-02	MPL12-03	MPL1/4-01	MPL1/2-04	MPL3/16-N01	MPL3/8-N03		
MPL06-M5	MPL12-04	MPL1/4-02		MPL3/16-N02	MPL3/8-N04		
MPL06-01	MPL14-03	MPL1/4-03		MPL3/16-N03	MPL1/2-N02		
MPL06-02	MPL14-04	MPL5/16-01		MPL1/4-U10	MPL1/2-N03		
MPL08-01	MPL16-03	MPL5/16-02		MPL1/4-N01	MPL1/2-N04		
MPL08-02	MPL16-04	MPL5/16-03		MPL1/4-N02			

Male Stud Elbow



MPLN

Tube(Metric) – Thread(R)		Tube(Inch) – Thread(R)		Tube(Inch) – Thread(NPT)		G	QYT
MPLN03-M3	MPLN08-03	MPLN1/8-01	MPLN5/16-04	MPLN1/8-U10	MPLN1/4-N03		
MPLN03-M5	MPLN08-04	MPLN1/8-02	MPLN3/8-01	MPLN1/8-N01	MPLN5/16-N01		
MPLN04-M5	MPLN10-01	MPLN5/32-01	MPLN3/8-02	MPLN1/8-N02	MPLN5/16-N02		
MPLN04-01	MPLN10-02	MPLN5/32-02	MPLN3/8-03	MPLN5/32-U10	MPLN5/16-N03		
MPLN04-02	MPLN10-03	MPLN3/16-01	MPLN3/8-04	MPLN5/32-N01	MPLN5/16-N04		
MPLN05-M5	MPLN10-04	MPLN3/16-02	MPLN1/2-02	MPLN5/32-N02	MPLN3/8-N01		
MPLN05-01	MPLN12-02	MPLN3/16-03	MPLN1/2-03	MPLN3/16-U10	MPLN3/8-N02		
MPLN05-02	MPLN12-03	MPLN1/4-01	MPLN1/2-04	MPLN3/16-N01	MPLN3/8-N03		
MPLN06-M5	MPNL12-04	MPLN1/4-02		MPLN3/16-N02	MPLN3/8-N04		
MPLN06-01	MPLN14-03	MPLN1/4-03		MPLN3/16-N03	MPLN1/2-N02		
MPLN06-02	MPNL14-04	MPLN5/16-01		MPLN1/4-U10	MPLN1/2-N03		
MPLN08-01	MPLN16-03	MPLN5/16-02		MPLN1/4-N01	MPLN1/2-N04		
MPLN08-02	MPLN16-04	MPLN5/16-03		MPLN1/4-N02			

金属插入式接头
METAL PUSH-IN FITTINGS

Extended Male Elbow



MPLL

Tube(Metric) – Thread(R)		Tube(Inch) – Thread(R)		Tube(Inch) – Thread(NPT)		G	QYT
MPLL04-M5	MPLL10-01	MPLL1/8-01	MPLL5/16-04	MPLL1/8-U10	MPLL1/4-N03		
MPLL04-01	MPLL10-02	MPLL1/8-02	MPLL3/8-01	MPLL1/8-N01	MPLL5/16-N01		
MPLL04-02	MPLL10-03	MPLL5/32-01	MPLL3/8-02	MPLL1/8-N02	MPLL5/16-N02		
MPLL05-M5	MPLL10-04	MPLL5/32-02	MPLL3/8-03	MPLL5/32-U10	MPLL5/16-N03		
MPLL05-01	MPLL12-01	MPLL3/16-01	MPLL3/8-04	MPLL5/32-N01	MPLL5/16-N04		
MPLL05-02	MPLL12-02	MPLL3/16-02	MPLL1/2-02	MPLL5/32-N02	MPLL3/8-N01		
MPLL06-M5	MPLL12-03	MPLL3/16-03	MPLL1/2-03	MPLL3/16-U10	MPLL3/8-N02		
MPLL06-01	MPLL12-04	MPLL1/4-01	MPLL1/2-04	MPLL3/16-N01	MPLL3/8-N03		
MPLL06-02	MPLL14-03	MPLL1/4-02		MPLL3/16-N02	MPLL3/8-N04		
MPLL08-01	MPLL14-04	MPLL1/4-03		MPLL3/16-N03	MPLL1/2-N02		
MPLL08-02	MPLL16-03	MPLL5/16-01		MPLL1/4-U10	MPLL1/2-N03		
MPLL08-03	MPLL16-04	MPLL5/16-02		MPLL1/4-N01	MPLL1/2-N04		
MPLL08-04		MPLL5/16-03		MPLL1/4-N02			

Female Stud Elbow



MPLF

Tube(Metric) – Thread(R)		Tube(Inch) – Thread(R)		Tube(Inch) – Thread(NPT)		G	QYT
MPLF04-01	MPLF10-03	MPLF1/8-01	MPLF5/16-03	MPLF1/8-N01	MPLF5/16-N02		
MPLF04-02	MPLF10-04	MPLF1/8-02	MPLF5/16-04	MPLF1/8-N02	MPLF5/16-N03		
MPLF05-01	MPLF12-01	MPLF5/32-01	MPLF3/8-01	MPLF5/32-N01	MPLF5/16-N04		
MPLF05-02	MPLF12-02	MPLF5/32-02	MPLF3/8-02	MPLF5/32-N02	MPLF3/8-N01		
MPLF06-01	MPLF12-03	MPLF3/16-01	MPLF3/8-03	MPLF3/16-N01	MPLF3/8-N02		
MPLF06-02	MPLF12-04	MPLF3/16-02	MPLF3/8-04	MPLF3/16-N02	MPLF3/8-N03		
MPLF08-01	MPLF14-03	MPLF3/16-03	MPLF1/2-02	MPLF3/16-N03	MPLF3/8-N04		
MPLF08-02	MPLF14-04	MPLF1/4-01	MPLF1/2-03	MPLF1/4-N01	MPLF1/2-N02		
MPLF08-03	MPLF16-03	MPLF1/4-02	MPLF1/2-04	MPLF1/4-N02	MPLF1/2-N03		
MPLF08-04	MPLF16-04	MPLF1/4-03		MPLF1/4-N03	MPLF1/2-N04		
MPLF10-01		MPLF5/16-01		MPLF1/4-U10			
MPLF10-02		MPLF5/16-02		MPLF5/16-N01			

Male Stud Branch Tee



MPT

Tube(Metric) – Thread(R)		Tube(Inch) – Thread(R)		Tube(Inch) – Thread(NPT)		G	QYT
MPT04-M5	MPT10-01	MPT1/8-01	MPT5/16-04	MPT1/8-U10	MPT1/4-N03		
MPT04-01	MPT10-02	MPT1/8-02	MPT3/8-01	MPT1/8-N01	MPT5/16-N01		
MPT04-02	MPT10-03	MPT5/32-01	MPT3/8-02	MPT1/8-N02	MPT5/16-N02		
MPT05-M5	MPT10-04	MPT5/32-02	MPT3/8-03	MPT5/32-U10	MPT5/16-N03		
MPT05-01	MPT12-01	MPT3/16-01	MPT3/8-04	MPT5/32-N01	MPT5/16-N04		
MPT05-02	MPT12-02	MPT3/16-02	MPT1/2-02	MPT5/32-N02	MPT3/8-N01		
MPT06-M5	MPT12-03	MPT3/16-03	MPT1/2-03	MPT3/16-U10	MPT3/8-N02		
MPT06-01	MPT12-04	MPT1/4-01	MPT1/2-04	MPT3/16-N01	MPT3/8-N03		
MPT06-02	MPT14-03	MPT1/4-02		MPT3/16-N02	MPT3/8-N04		
MPT08-01	MPT14-04	MPT1/4-03		MPT3/16-N03	MPT1/2-N02		
MPT08-02	MPT16-03	MPT5/16-01		MPT1/4-U10	MPT1/2-N03		
MPT08-03	MPT16-04	MPT5/16-02		MPT1/4-N01	MPT1/2-N04		
MPT08-04		MPT5/16-03		MPT1/4-N02			

Male Run Tee



MPD

Tube(Metric) – Thread(R)		Tube(Inch) – Thread(R)		Tube(Inch) – Thread(NPT)		G	QYT
MPD04-M5	MPD10-01	MPD1/8-01	MPD5/16-04	MPD1/8-U10	MPD1/4-N03		
MPD04-01	MPD10-02	MPD1/8-02	MPD3/8-01	MPD1/8-N01	MPD5/16-N01		
MPD04-02	MPD10-03	MPD5/32-01	MPD3/8-02	MPD1/8-N02	MPD5/16-N02		
MPD05-M5	MPD10-04	MPD5/32-02	MPD3/8-03	MPD5/32-U10	MPD5/16-N03		
MPD05-01	MPD12-01	MPD3/16-01	MPD3/8-04	MPD5/32-N01	MPD5/16-N04		
MPD05-02	MPD12-02	MPD3/16-02	MPD1/2-02	MPD5/32-N02	MPD3/8-N01		
MPD06-M5	MPD12-03	MPD3/16-03	MPD1/2-03	MPD3/16-U10	MPD3/8-N02		
MPD06-01	MPD12-04	MPD1/4-01	MPD1/2-04	MPD3/16-N01	MPD3/8-N03		
MPD06-02	MPD14-03	MPD1/4-02		MPD3/16-N02	MPD3/8-N04		
MPD08-01	MPD14-04	MPD1/4-03		MPD3/16-N03	MPD1/2-N02		
MPD08-02	MPD16-03	MPD5/16-01		MPD1/4-U10	MPD1/2-N03		
MPD08-03	MPD16-04	MPD5/16-02		MPD1/4-N01	MPD1/2-N04		
MPD08-04		MPD5/16-03		MPD1/4-N02			

Male Y



MPX

Tube(Metric) – Thread(R)		Tube(Inch) – Thread(R)		Tube(Inch) – Thread(NPT)		G	QYT
MPX04-M5	MPX10-01	MPX1/8-01	MPX5/16-04	MPX1/8-U10	MPX1/4-N03		
MPX04-01	MPX10-02	MPX1/8-02	MPX3/8-01	MPX1/8-N01	MPX5/16-N01		
MPX04-02	MPX10-03	MPX5/32-01	MPX3/8-02	MPX1/8-N02	MPX5/16-N02		
MPX05-M5	MPX10-04	MPX5/32-02	MPX3/8-03	MPX5/32-U10	MPX5/16-N03		
MPX05-01	MPX12-01	MPX3/16-01	MPX3/8-04	MPX5/32-N01	MPX5/16-N04		
MPX05-02	MPX12-02	MPX3/16-02	MPX1/2-02	MPX5/32-N02	MPX3/8-N01		
MPX06-M5	MPX12-03	MPX3/16-03	MPX1/2-03	MPX3/16-U10	MPX3/8-N02		
MPX06-01	MPX12-04	MPX1/4-01	MPX1/2-04	MPX3/16-N01	MPX3/8-N03		
MPX06-02	MPX14-03	MPX1/4-02		MPX3/16-N02	MPX3/8-N04		
MPX08-01	MPX14-04	MPX1/4-03		MPX3/16-N03	MPX1/2-N02		
MPX08-02	MPX16-03	MPX5/16-01		MPX1/4-U10	MPX1/2-N03		
MPX08-03	MPX16-04	MPX5/16-02		MPX1/4-N01	MPX1/2-N04		
MPX08-04		MPX5/16-03		MPX1/4-N02			

金属插入式接头
METAL PUSH-IN FITTINGS

Bulkhead Straight



MPMF

Tube(Metric) – Thread(R)		Tube(Inch) – Thread(R)		Tube(Inch) – Thread(NPT)		G	QYT
MPMF04-01	MPMF10-03	MPMF1/8-01	MPMF5/16-03	MPMF1/8-N01	MPMF5/16-N02		
MPMF04-02	MPMF10-04	MPMF1/8-02	MPMF5/16-04	MPMF1/8-N02	MPMF5/16-N03		
MPMF05-01	MPMF12-01	MPMF5/32-01	MPMF3/8-01	MPMF5/32-N01	MPMF5/16-N04		
MPMF05-02	MPMF12-02	MPMF5/32-02	MPMF3/8-02	MPMF5/32-N02	MPMF3/8-N01		
MPMF06-01	MPMF12-03	MPMF3/16-01	MPMF3/8-03	MPMF3/16-N01	MPMF3/8-N02		
MPMF06-02	MPMF12-04	MPMF3/16-02	MPMF3/8-04	MPMF3/16-N02	MPMF3/8-N03		
MPMF08-01	MPMF14-03	MPMF3/16-03	MPMF1/2-02	MPMF3/16-N03	MPMF3/8-N04		
MPMF08-02	MPMF14-04	MPMF1/4-01	MPMF1/2-03	MPMF1/4-N01	MPMF1/2-N02		
MPMF08-03	MPMF16-03	MPMF1/4-02	MPMF1/2-04	MPMF1/4-N02	MPMF1/2-N03		
MPMF08-04	MPMF16-04	MPMF1/4-03		MPMF1/4-N03	MPMF1/2-N04		
MPMF10-01		MPMF5/16-01		MPMF1/4-U10			
MPMF10-02		MPMF5/16-02		MPMF5/16-N01			

Male Standpipe



MPCJ

Tube(Metric) – Thread(R)		Tube(Inch) – Thread(R)		Tube(Inch) – Thread(NPT)		G	QYT
MPCJ04-M5	MPCJ10-01	MPCJ1/8-01	MPCJ5/16-04	MPCJ1/8-U10	MPCJ1/4-N03		
MPCJ04-01	MPCJ10-02	MPCJ1/8-02	MPCJ3/8-01	MPCJ1/8-N01	MPCJ5/16-N01		
MPCJ04-02	MPCJ10-03	MPCJ5/32-01	MPCJ3/8-02	MPCJ1/8-N02	MPCJ5/16-N02		
MPCJ05-M5	MPCJ10-04	MPCJ5/32-02	MPCJ3/8-03	MPCJ5/32-U10	MPCJ5/16-N03		
MPCJ05-01	MPCJ12-01	MPCJ3/16-01	MPCJ3/8-04	MPCJ5/32-N01	MPCJ5/16-N04		
MPCJ05-02	MPCJ12-02	MPCJ3/16-02	MPCJ1/2-02	MPCJ5/32-N02	MPCJ3/8-N01		
MPCJ06-M5	MPCJ12-03	MPCJ3/16-03	MPCJ1/2-03	MPCJ3/16-U10	MPCJ3/8-N02		
MPCJ06-01	MPCJ12-04	MPCJ1/4-01	MPCJ1/2-04	MPCJ3/16-N01	MPCJ3/8-N03		
MPCJ06-02	MPCJ14-03	MPCJ1/4-02		MPCJ3/16-N02	MPCJ3/8-N04		
MPCJ08-01	MPCJ14-04	MPCJ1/4-03		MPCJ3/16-N03	MPCJ1/2-N02		
MPCJ08-02	MPCJ16-03	MPCJ5/16-01		MPCJ1/4-U10	MPCJ1/2-N03		
MPCJ08-03	MPCJ16-04	MPCJ5/16-02		MPCJ1/4-N01	MPCJ1/2-N04		
MPCJ08-04		MPCJ5/16-03		MPCJ1/4-N02			

Female Standpipe



MPCFJ

Tube(Metric) – Thread(R)		Tube(Inch) – Thread(R)		Tube(Inch) – Thread(NPT)		G	QYT
MPCFJ04-01	MPCFJ10-03	MPCFJ1/8-01	MPCFJ5/16-03	MPCFJ1/8-N01	MPCFJ5/16-N02		
MPCFJ04-02	MPCFJ10-04	MPCFJ1/8-02	MPCFJ5/16-04	MPCFJ1/8-N02	MPCFJ5/16-N03		
MPCFJ05-01	MPCFJ12-01	MPCFJ5/32-01	MPCFJ3/8-01	MPCFJ5/32-N01	MPCFJ5/16-N04		
MPCFJ05-02	MPCFJ12-02	MPCFJ5/32-02	MPCFJ3/8-02	MPCFJ5/32-N02	MPCFJ3/8-N01		
MPCFJ06-01	MPCFJ12-03	MPCFJ3/16-01	MPCFJ3/8-03	MPCFJ3/16-N01	MPCFJ3/8-N02		
MPCFJ06-02	MPCFJ12-04	MPCFJ3/16-02	MPCFJ3/8-04	MPCFJ3/16-N02	MPCFJ3/8-N03		
MPCFJ08-01	MPCFJ14-03	MPCFJ3/16-03	MPCFJ1/2-02	MPCFJ3/16-N03	MPCFJ3/8-N04		
MPCFJ08-02	MPCFJ14-04	MPCFJ1/4-01	MPCFJ1/2-03	MPCFJ1/4-N01	MPCFJ1/2-N02		
MPCFJ08-03	MPCFJ16-03	MPCFJ1/4-02	MPCFJ1/2-04	MPCFJ1/4-N02	MPCFJ1/2-N03		
MPCFJ08-04	MPCFJ16-04	MPCFJ1/4-03		MPCFJ1/4-N03	MPCFJ1/2-N04		
MPCFJ10-01		MPCFJ5/16-01		MPCFJ1/4-U10			
MPCFJ10-02		MPCFJ5/16-02		MPCFJ5/16-N01			

Single Male Banjo



MPH

Tube(Metric) – Thread(R)		Tube(Inch) – Thread(R)		Tube(Inch) – Thread(NPT)		G	QYT
MPH04-M5	MPH10-01	MPH1/8-01	MPH5/16-04	MPH1/8-U10	MPH1/4-N03		
MPH04-01	MPH10-02	MPH1/8-02	MPH3/8-01	MPH1/8-N01	MPH5/16-N01		
MPH04-02	MPH10-03	MPH5/32-01	MPH3/8-02	MPH1/8-N02	MPH5/16-N02		
MPH05-M5	MPH10-04	MPH5/32-02	MPH3/8-03	MPH5/32-U10	MPH5/16-N03		
MPH05-01	MPH12-01	MPH3/16-01	MPH3/8-04	MPH5/32-N01	MPH5/16-N04		
MPH05-02	MPH12-02	MPH3/16-02	MPH1/2-02	MPH5/32-N02	MPH3/8-N01		
MPH06-M5	MPH12-03	MPH3/16-03	MPH1/2-03	MPH3/16-U10	MPH3/8-N02		
MPH06-01	MPH12-04	MPH1/4-01	MPH1/2-04	MPH3/16-N01	MPH3/8-N03		
MPH06-02	MPH14-03	MPH1/4-02		MPH3/16-N02	MPH3/8-N04		
MPH08-01	MPH14-04	MPH1/4-03		MPH3/16-N03	MPH1/2-N02		
MPH08-02	MPH16-03	MPH5/16-01		MPH1/4-U10	MPH1/2-N03		
MPH08-03	MPH16-04	MPH5/16-02		MPH1/4-N01	MPH1/2-N04		
MPH08-04		MPH5/16-03		MPH1/4-N02			

Double Male Banjo



MDPH

Tube(Metric) – Thread(R)		Tube(Inch) – Thread(R)		Tube(Inch) – Thread(NPT)		G	QYT
MDPH04-M5	MDPH10-01	MDPH1/8-01	MDPH5/16-04	MDPH1/8-U10	MDPH1/4-N03		
MDPH04-01	MDPH10-02	MDPH1/8-02	MDPH3/8-01	MDPH1/8-N01	MDPH5/16-N01		
MDPH04-02	MDPH10-03	MDPH5/32-01	MDPH3/8-02	MDPH1/8-N02	MDPH5/16-N02		
MDPH05-M5	MDPH10-04	MDPH5/32-02	MDPH3/8-03	MDPH5/32-U10	MDPH5/16-N03		
MDPH05-01	MDPH12-01	MDPH3/16-01	MDPH3/8-04	MDPH5/32-N01	MDPH5/16-N04		
MDPH05-02	MDPH12-02	MDPH3/16-02	MDPH1/2-02	MDPH5/32-N02	MDPH3/8-N01		
MDPH06-M5	MDPH12-03	MDPH3/16-03	MDPH1/2-03	MDPH3/16-U10	MDPH3/8-N02		
MDPH06-01	MDPH12-04	MDPH1/4-01	MDPH1/2-04	MDPH3/16-N01	MDPH3/8-N03		
MDPH06-02	MDPH14-03	MDPH1/4-02		MDPH3/16-N02	MDPH3/8-N04		
MDPH08-01	MDPH14-04	MDPH1/4-03		MDPH3/16-N03	MDPH1/2-N02		
MDPH08-02	MDPH16-03	MDPH5/16-01		MDPH1/4-U10	MDPH1/2-N03		
MDPH08-03	MDPH16-04	MDPH5/16-02		MDPH1/4-N01	MDPH1/2-N04		
MDPH08-04		MDPH5/16-03		MDPH1/4-N02			

Triple Male Banjo



MTPH

Tube(Metric) – Thread(R)		Tube(Inch) – Thread(R)		Tube(Inch) – Thread(NPT)		G	QYT
MTPH04-M5	MTPH10-01	MTPH1/8-01	MTPH5/16-04	MTPH1/8-U10	MTPH1/4-N03		
MTPH04-01	MTPH10-02	MTPH1/8-02	MTPH3/8-01	MTPH1/8-N01	MTPH5/16-N01		
MTPH04-02	MTPH10-03	MTPH5/32-01	MTPH3/8-02	MTPH1/8-N02	MTPH5/16-N02		
MTPH05-M5	MTPH10-04	MTPH5/32-02	MTPH3/8-03	MTPH5/32-U10	MTPH5/16-N03		
MTPH05-01	MTPH12-01	MTPH3/16-01	MTPH3/8-04	MTPH5/32-N01	MTPH5/16-N04		
MTPH05-02	MTPH12-02	MTPH3/16-02	MTPH1/2-02	MTPH5/32-N02	MTPH3/8-N01		
MTPH06-M5	MTPH12-03	MTPH3/16-03	MTPH1/2-03	MTPH3/16-U10	MTPH3/8-N02		
MTPH06-01	MTPH12-04	MTPH1/4-01	MTPH1/2-04	MTPH3/16-N01	MTPH3/8-N03		
MTPH06-02	MTPH14-03	MTPH1/4-02		MTPH3/16-N02	MTPH3/8-N04		
MTPH08-01	MTPH14-04	MTPH1/4-03		MTPH3/16-N03	MTPH1/2-N02		
MTPH08-02	MTPH16-03	MTPH5/16-01		MTPH1/4-U10	MTPH1/2-N03		
MTPH08-03	MTPH16-04	MTPH5/16-02		MTPH1/4-N01	MTPH1/2-N04		
MTPH08-04		MTPH5/16-03		MTPH1/4-N02			

Female Banjo



MPHF

Tube(Metric) – Thread(R)		Tube(Inch) – Thread(R)		Tube(Inch) – Thread(NPT)		G	QYT
MPHF04-01	MPHF10-03	MPCF1/8-01	MPHF5/16-03	MPHF1/8-N01	MPHF5/16-N02		
MPHF04-02	MPHF10-04	MPHF1/8-02	MPHF5/16-04	MPHF1/8-N02	MPHF5/16-N03		
MPHF05-01	MPHF12-01	MPHF5/32-01	MPHCF3/8-01	MPHF5/32-N01	MPHF5/16-N04		
MPHF05-02	MPHF12-02	MPHF5/32-02	MPHF3/8-02	MPHF5/32-N02	MPHF3/8-N01		
MPHF06-01	MPHF12-03	MPHF3/16-01	MPHF3/8-03	MPHF3/16-N01	MPHF3/8-N02		
MPHF06-02	MPHF12-04	MPHF3/16-02	MPHF3/8-04	MPHF3/16-N02	MPHF3/8-N03		
MPHF08-01	MPHF14-03	MPHF3/16-03	MPHF1/2-02	MPHF3/16-N03	MPHF3/8-N04		
MPHF08-02	MPHF14-04	MPHF1/4-01	MPHF1/2-03	MPHF1/4-N01	MPHF1/2-N02		
MPHF08-03	MPHF16-03	MPHF1/4-02	MPHF1/2-04	MPHF1/4-N02	MPHF1/2-N03		
MPHF08-04	MPHF16-04	MPHF1/4-03		MPHF1/4-N03	MPHF1/2-N04		
MPHF10-01		MPHF5/16-01		MPHF1/4-U10			
MPHF10-02		MPHF5/16-02		MPHF5/16-N01			

Single Male double Banjo



MPK

Tube(Metric) – Thread(R)		Tube(Inch) – Thread(R)		Tube(Inch) – Thread(NPT)		G	QYT
MPK04-M5	MPK10-01	MPK1/8-01	MPK5/16-04	MPK1/8-U10	MPK1/4-N03		
MPK04-01	MPK10-02	MPK1/8-02	MPK3/8-01	MPK1/8-N01	MPK5/16-N01		
MPK04-02	MPK10-03	MPK5/32-01	MPK3/8-02	MPK1/8-N02	MPK5/16-N02		
MPK05-M5	MPK10-04	MPK5/32-02	MPK3/8-03	MPK5/32-U10	MPK5/16-N03		
MPK05-01	MPK12-01	MPK3/16-01	MPK3/8-04	MPK5/32-N01	MPK5/16-N04		
MPK05-02	MPK12-02	MPK3/16-02	MPK1/2-02	MPK5/32-N02	MPK3/8-N01		
MPK06-M5	MPK12-03	MPK3/16-03	MPK1/2-03	MPK3/16-U10	MPK3/8-N02		
MPK06-01	MPK12-04	MPK1/4-01	MPK1/2-04	MPK3/16-N01	MPK3/8-N03		
MPK06-02	MPK14-03	MPK1/4-02		MPK3/16-N02	MPK3/8-N04		
MPK08-01	MPK14-04	MPK1/4-03		MPK3/16-N03	MPK1/2-N02		
MPK08-02	MPK16-03	MPK5/16-01		MPK1/4-U10	MPK1/2-N03		
MPK08-03	MPK16-04	MPK5/16-02		MPK1/4-N01	MPK1/2-N04		
MPK08-04		MPK5/16-03		MPK1/4-N02			

Double Male double Banjo



MDPK

Tube(Metric) – Thread(R)		Tube(Inch) – Thread(R)		Tube(Inch) – Thread(NPT)		G	QYT
MDPK04-M5	MDPK10-01	MDPK1/8-01	MDPK5/16-04	MDPK1/8-U10	MDPK1/4-N03		
MDPK04-01	MDPK10-02	MDPK1/8-02	MDPK3/8-01	MDPK1/8-N01	MDPK5/16-N01		
MDPK04-02	MDPK10-03	MDPK5/32-01	MDPK3/8-02	MDPK1/8-N02	MDPK5/16-N02		
MDPK05-M5	MDPK10-04	MDPK5/32-02	MDPK3/8-03	MDPK5/32-U10	MDPK5/16-N03		
MDPK05-01	MDPK12-01	MDPK3/16-01	MDPK3/8-04	MDPK5/32-N01	MDPK5/16-N04		
MDPK05-02	MDPK12-02	MDPK3/16-02	MDPK1/2-02	MDPK5/32-N02	MDPK3/8-N01		
MDPK06-M5	MDPK12-03	MDPK3/16-03	MDPK1/2-03	MDPK3/16-U10	MDPK3/8-N02		
MDPK06-01	MDPK12-04	MDPK1/4-01	MDPK1/2-04	MDPK3/16-N01	MDPK3/8-N03		
MDPK06-02	MDPK14-03	MDPK1/4-02		MDPK3/16-N02	MDPK3/8-N04		
MDPK08-01	MDPK14-04	MDPK1/4-03		MDPK3/16-N03	MDPK1/2-N02		
MDPK08-02	MDPK16-03	MDPK5/16-01		MDPK1/4-U10	MDPK1/2-N03		
MDPK08-03	MDPK16-04	MDPK5/16-02		MDPK1/4-N01	MDPK1/2-N04		
MDPK08-04		MDPK5/16-03		MDPK1/4-N02			

Triple Male double Banjo



MTPK

Tube(Metric) – Thread(R)		Tube(Inch) – Thread(R)		Tube(Inch) – Thread(NPT)		G	QYT
MTPK04-M5	MTPK10-01	MTPK1/8-01	MTPK5/16-04	MTPK1/8-U10	MTPK1/4-N03		
MTPK04-01	MTPK10-02	MTPK1/8-02	MTPK3/8-01	MTPK1/8-N01	MTPK5/16-N01		
MTPK04-02	MTPK10-03	MTPK5/32-01	MTPK3/8-02	MTPK1/8-N02	MTPK5/16-N02		
MTPK05-M5	MTPK10-04	MTPK5/32-02	MTPK3/8-03	MTPK5/32-U10	MTPK5/16-N03		
MTPK05-01	MTPK12-01	MTPK3/16-01	MTPK3/8-04	MTPK5/32-N01	MTPK5/16-N04		
MTPK05-02	MTPK12-02	MTPK3/16-02	MTPK1/2-02	MTPK5/32-N02	MTPK3/8-N01		
MTPK06-M5	MTPK12-03	MTPK3/16-03	MTPK1/2-03	MTPK3/16-U10	MTPK3/8-N02		
MTPK06-01	MTPK12-04	MTPK1/4-01	MTPK1/2-04	MTPK3/16-N01	MTPK3/8-N03		
MTPK06-02	MTPK14-03	MTPK1/4-02		MTPK3/16-N02	MTPK3/8-N04		
MTPK08-01	MTPK14-04	MTPK1/4-03		MTPK3/16-N03	MTPK1/2-N02		
MTPK08-02	MTPK16-03	MTPK5/16-01		MTPK1/4-U10	MTPK1/2-N03		
MTPK08-03	MTPK16-04	MTPK5/16-02		MTPK1/4-N01	MTPK1/2-N04		
MTPK08-04		MTPK5/16-03		MTPK1/4-N02			

Union Straight



MPUC

Tube(Metric)	Tube(Inch)	G	QYT
MPUC03	MPUC1/8		
MPUC04	MPUC5/32		
MPUC05	MPUC3/16		
MPUC06	MPUC1/4		
MPUC08	MPUC5/16		
MPUC10	MPUC3/8		
MPUC12	MPUC1/2		
MPUC14			
MPUC16			

Union Elbow



MPUL

Tube(Metric)	Tube(Inch)	G	QYT
MPUL03	MPUL1/8		
MPUL04	MPUL5/32		
MPUL05	MPUL3/16		
MPUL06	MPUL1/4		
MPUL08	MPUL5/16		
MPUL10	MPUL3/8		
MPUL12	MPUL1/2		
MPUL14			
MPUL16			

Union Tee



MPUT

Tube(Metric)	Tube(Inch)	G	QYT
MPUT03	MPUT1/8		
MPUT04	MPUT5/32		
MPUT05	MPUT3/16		
MPUT06	MPUT1/4		
MPUT08	MPUT5/16		
MPUT10	MPUT3/8		
MPUT12	MPUT1/2		
MPUT14			
MPUT16			

Union Y



MPY

Tube(Metric)	Tube(Inch)	G	QYT
MPY03	MPY1/8		
MPY04	MPY5/32		
MPY05	MPY3/16		
MPY06	MPY1/4		
MPY08	MPY5/16		
MPY10	MPY3/8		
MPY12	MPY1/2		
MPY14			
MPY16			

Bulkhead Union



MPM

Tube(Metric)	Tube(Inch)	G	QYT
MPM03	MPM1/8		
MPM04	MPM5/32		
MPM05	MPM3/16		
MPM06	MPM1/4		
MPM08	MPM5/16		
MPM10	MPM3/8		
MPM12	MPM1/2		
MPM14			
MPM16			

Union Cross



MPZA

Tube(Metric)	Tube(Inch)	G	QYT
MPZA03	MPZA1/8		
MPZA04	MPZA5/32		
MPZA05	MPZA3/16		
MPZA06	MPZA/4		
MPZA08	MPZA5/16		
MPZA10	MPZA3/8		
MPZA12	MPZA1/2		
MPZA14			
MPZA16			

Cap



MPPF

Tube(Metric)	Tube(Inch)	G	QYT
MPPF03	MPPF1/8		
MPPF04	MPPF5/32		
MPPF05	MPPF3/16		
MPPF06	MPPF1/4		
MPPF08	MPPF5/16		
MPPF10	MPPF3/8		
MPPF12	MPPF1/2		
MPPF14			
MPPF16			

Plug



MPP

Tube(Metric)	Tube(Inch)	G	QYT
MPP03	MPP1/8		
MPP04	MPP5/32		
MPP05	MPP3/16		
MPP06	MPP1/4		
MPP08	MPP5/16		
MPP10	MPP3/8		
MPP12	MPP1/2		
MPP14			
MPP16			

Union Reducer



MPG

Tube(Metric D1–D2)	Tube(Inch D1–D2)	G	QYT
MPG06-04	MPG1/4-5/32		
MPG08-04	MPG1/4-1/8		
MPG08-06	MPG3/16-5/32		
MPG10-06	MPG5/16-1/4		
MPG10-08	MPG3/8-1/4		
MPG12-08	MPG3/8-5/16		
MPG12-10	MPG1/2-3/8		
MPG14-10			
MPG14-12			
MPG16-12			

Union Tee Reducer



MPTG

Tube(Metric D1–D2)	Tube(Inch D1–D2)	G	QYT
MPTG06-04	MPTG1/4-5/32		
MPTG08-04	MPTG1/4-1/8		
MPTG08-06	MPTG3/16-5/32		
MPTG10-06	MPTG5/16-1/4		
MPTG10-08	MPTG3/8-1/4		
MPTG12-08	MPTG3/8-5/16		
MPTG12-10	MPTG1/2-3/8		
MPTG14-10			
MPTG14-12			
MPTG16-12			

Plug-In Reducer



MPGJ

Tube(Metric)	Tube(Inch)	G	QYT
MPGJ06-04	MPGJ1/4-5-32		
MPGJ08-04	MPGJ5/16-5/32		
MPGJ08-06	MPGJ5/16-1-4		
MPGJ10-06	MPGJ3/8-1/4		
MPGJ10-08	MPGJ3/8-5/16		
MPGJ12-06	MPGJ1/2-1/4		
MPGJ12-08			
MPGJ12-10			

Plug-In Elbow



MPLJ

Tube(Metric)	Tube(Inch)	G	QYT
MPLJ04	MPLJ1/8		
MPLJ05	MPLJ5/32		
MPLJ06	MPLJ3/16		
MPLJ08	MPLJ1/4		
MPLJ10	MPLJ5/16		
MPLJ12	MPLJ3/8		
MPLJ14	MPLJ1/2		
MPLJ16			

Plug-In Reducer Elbow



MPLGJ

Tube(Metric D1–D2)	Tube(Inch D1–D2)	G	QYT
MPLGJ06-04	MPLGJ1/4-5/32		
MPLGJ08-04	MPLGJ5/16-5/32		
MPLGJ08-06	MPLGJ5/16-1/4		
MPLGJ10-06	MPLGJ3/8-1/4		
MPLGJ10-08	MPLGJ3/8-5/16		
MPLGJ12-06	MPLGJ1/2-1/4		
MPLGJ12-08			
MPLGJ12-10			

Plug-In Tee



MPTJ

Tube(Metric)	Tube(Inch)	G	QYT
MPTJ04	MPTJ1/8		
MPTJ05	MPTJ5/32		
MPTJ06	MPTJ3/16		
MPTJ08	MPTJ1/4		
MPTJ10	MPTJ5/16		
MPTJ12	MPTJ3/8		
MPTJ14	MPTJ1/2		
MPTJ16			

Plug-In Reducer Tee



MPTGJ

Tube(Metric D1–D2)	Tube(Inch D1–D2)	G	QYT
MPTGJ06-04	MPTGJ1/4-5/32		
MPTGJ08-04	MPTGJ5/16-5/32		
MPTGJ08-06	MPTGJ5/16-1/4		
MPTGJ10-06	MPTGJ3/8-1/4		
MPTGJ10-08	MPTGJ3/8-5/16		
MPTGJ12-06	MPTGJ1/2-1/4		
MPTGJ12-08			
MPTGJ12-10			

Plug-In RunTee



MPDJ

Tube(Metric)	Tube(Inch)	G	QYT
MPDJ04	MPDJ1/8		
MPDJ05	MPDJ5/32		
MPDJ06	MPDJ3/16		
MPDJ08	MPDJ1/4		
MPDJ10	MPDJ5/16		
MPDJ12	MPDJ3/8		
MPDJ14	MPDJ1/2		
MPDJ16			

Plug-In Reducer Run Tee



MPDGJ

Tube(Metric D1–D2)	Tube(Inch D1–D2)	G	QYT
MPDGJ06-04	MPDGJ1/4-5/32		
MPDGJ08-04	MPDGJ5/16-5/32		
MPDGJ08-06	MPDGJ5/16-1/4		
MPDGJ10-06	MPDGJ3/8-1/4		
MPDGJ10-08	MPDGJ3/8-5/16		
MPDGJ12-06	MPDGJ1/2-1/4		
MPDGJ12-08			
MPDGJ12-10			

Plug-In Y

MPXJ

Tube(Metric)	Tube(Inch)	G	QYT
MPXJ04	MPXJ1/8		
MPXJ05	MPXJ5/32		
MPXJ06	MPXJ3/16		
MPXJ08	MPXJ1/4		
MPXJ10	MPXJ5/16		
MPXJ12	MPXJ3/8		
MPXJ14	MPXJ1/2		
MPXJ16			

Plug-In Reducer Y

MPXGJ

Tube(Metric D1–D2)	Tube(Inch D1–D2)	G	QYT
MPXGJ06-04	MPXGJ1/4-5/32		
MPXGJ08-04	MPXGJ5/16-5/32		
MPXGJ08-06	MPXGJ5/16-1/4		
MPXGJ10-06	MPXGJ3/8-1/4		
MPXGJ10-08	MPXGJ3/8-5/16		
MPXGJ12-06	MPXGJ1/2-1/4		
MPXGJ12-08			
MPXGJ12-10			

Plug-In Barb

MBJ

Tube(Metric D1–D2)	Tube(Inch D1–D2)	G	QYT
MBJ07-04	MBJ7-5/32		
MBJ08-04	MBJ8-5/32		
MBJ08-06	MBJ8/-1/4		
MBJ10-06	MBJ10-1/4		
MBJ10-08	MBJ10-5/16		
MBJ12-06	MBJ12-1/4		
MBJ12-08	MBJ12-5/16		
MBJ12-10	MBJ12-3/8		

Plug-In

MJ

Tube(Metric)	Tube(Inch)	G	QYT
MJ03	MJ1/8		
MJ04	MJ5/32		
MJ05	MJ3/16		
MJ06	MJ1/4		
MJ08	MJ5/16		
MJ10	MJ3/8		
MJ12	MJ1/2		
MJ14			
MJ16			

G 配件主题推送(O型圈)　G Thread Push In Fittings(O-Ring)

Male Stud



MPC-G

Tube(Metric)– Thread(G)		G	QYT
MPC03-G01	MPC10-G02		
MPC04-G01	MPC10-G03		
MPC04-G02	MPC10-G04		
MPC05-G01	MPC12-G01		
MPC05-G02	MPC12-G02		
MPC06-G01	MPC12-G03		
MPC06-G02	MPC12-G04		
MPC08-G01	MPC14-G03		
MPC08-G02	MPC14-G04		
MPC08-G03	MPC16-G03		
MPC08-G04	MPC16-G04		
MPC10-G01			

Round Male Stud



MPOC-G

Tube(Metric)– Thread(G)		G	QYT
MPOC03-G01	MPOC10-G02		
MPOC04-G01	MPOC10-G03		
MPOC04-G02	MPOC10-G04		
MPOC05-G01	MPOC12-G01		
MPOC05-G02	MPOC12-G02		
MPOC06-G01	MPOC12-G03		
MPOC06-G02	MPOC12-G04		
MPOC08-G01	MPOC14-G03		
MPOC08-G02	MPOC14-G04		
MPOC08-G03	MPOC16-G03		
MPOC08-G04	MPOC16-G04		
MPOC10-G01			

Male Stud Elbow



MPL-G

Tube(Metric)– Thread(G)		G	QYT
MPL03-G01	MPL10-G02		
MPL04-G01	MPL10-G03		
MPL04-G02	MPL10-G04		
MPL05-G01	MPL12-G01		
MPL05-G02	MPL12-G02		
MPL06-G01	MPL12-G03		
MPL06-G02	MPL12-G04		
MPL08-G01	MPL14-G03		
MPL08-G02	MPL14-G04		
MPL08-G03	MPL16-G03		
MPL08-G04	MPL16-G04		
MPL10-G01			

Extended Male Elbow



MPLL-G

Tube(Metric)– Thread(G)		G	QYT
MPLL04-G01	MPLL10-G03		
MPLL04-G02	MPLL10-G04		
MPLL05-G01	MPLL12-G01		
MPLL05-G02	MPLL12-G02		
MPLL06-G01	MPLL12-G03		
MPLL06-G02	MPLL12-G04		
MPLL08-G01	MPLL14-G03		
MPLL08-G02	MPLL14-G04		
MPLL08-G03	MPLL16-G03		
MPLL08-G04	MPLL16-G04		
MPLL10-G01			
MPLL10-G02			

Male Stud Branch Tee



MPT-G

Tube(Metric)– Thread(G)		G	QYT
MPT04-G01	MPT10-G03		
MPT04-G02	MPT10-G04		
MPT05-G01	MPT12-G01		
MPT05-G02	MPT12-G02		
MPT06-G01	MPT12-G03		
MPT06-G02	MPT12-G04		
MPT08-G01	MPT14-G03		
MPT08-G02	MPT14-G04		
MPT08-G03	MPT16-G03		
MPT08-G04	MPT16-G04		
MPT10-G01			
MPT10-G02			

Male Run Tee



MPD-G

Tube(Metric)– Thread(G)		G	QYT
MPD04-G01	MPD10-G03		
MPD04-G02	MPD10-G04		
MPD05-G01	MPD12-G01		
MPD05-G02	MPD12-G02		
MPD06-G01	MPD12-G03		
MPD06-G02	MPD12-G04		
MPD08-G01	MPD14-G03		
MPD08-G02	MPD14-G04		
MPD08-G03	MPD16-G03		
MPD08-G04	MPD16-G04		
MPD10-G01			
MPD10-G02			

Male Y



MPX-G

Tube(Metric)– Thread(G)		G	QYT
MPX04-G01	MPX10-G03		
MPX04-G02	MPX10-G04		
MPX05-G01	MPX12-G01		
MPX05-G02	MPX12-G02		
MPX06-G01	MPX12-G03		
MPX06-G02	MPX12-G04		
MPX08-G01	MPX14-G03		
MPX08-G02	MPX14-G04		
MPX08-G03	MPX16-G03		
MPX08-G04	MPX16-G04		
MPX10-G01			
MPX10-G02			

Male standpipe



MPCJ-G

Tube(Metric)– Thread(G)		G	QYT
MPCJ04-G01	MPCJ10-G03		
MPCJ04-G02	MPCJ10-G04		
MPCJ05-G01	MPCJ12-G01		
MPCJ05-G02	MPCJ12-G02		
MPCJ06-G01	MPCJ12-G03		
MPCJ06-G02	MPCJ12-G04		
MPCJ08-G01	MPCJ14-G03		
MPCJ08-G02	MPCJ14-G04		
MPCJ08-G03	MPCJ16-G03		
MPCJ08-G04	MPCJ16-G04		
MPCJ10-G01			
MPCJ10-G02			

Single Male Banjo



MPH-G

Tube(Metric)– Thread(G)		G	QYT
MPH04-G01	MPH10-G03		
MPH04-G02	MPH10-G04		
MPH05-G01	MPH12-G01		
MPH05-G02	MPH12-G02		
MPH06-G01	MPH12-G03		
MPH06-G02	MPH12-G04		
MPH08-G01	MPH14-G03		
MPH08-G02	MPH14-G04		
MPH08-G03	MPH16-G03		
MPH08-G04	MPH16-G04		
MPH10-G01			
MPH10-G02			

Double Male Banjo



MDPH-G

Tube(Metric)– Thread(G)		G	QYT
MDPH04-G01	MDPH10-G03		
MDPH04-G02	MDPH10-G04		
MDPH05-G01	MDPH12-G01		
MDPH05-G02	MDPH12-G02		
MDPH06-G01	MDPH12-G03		
MDPH06-G02	MDPH12-G04		
MDPH08-G01	MDPH14-G03		
MDPH08-G02	MDPH14-G04		
MDPH08-G03	MDPH16-G03		
MDPH08-G04	MDPH16-G04		
MDPH10-G01			
MDPH10-G02			

Triple Male Banjo



MTPH-G

Tube(Metric)– Thread(G)		G	QYT
MTPH04-G01	MTPH10-G03		
MTPH04-G02	MTPH10-G04		
MTPH05-G01	MTPH12-G01		
MTPH05-G02	MTPH12-G02		
MTPH06-G01	MTPH12-G03		
MTPH06-G02	MTPH12-G04		
MTPH08-G01	MTPH14-G03		
MTPH08-G02	MTPH14-G04		
MTPH08-G03	MTPH16-G03		
MTPH08-G04	MTPH16-G04		
MTPH10-G01			
MTPH10-G02			

Female Banjo



MPHF-G

Tube(Metric)– Thread(G)		G	QYT
MPHF04-G01	MPHF10-G03		
MPHF04-G02	MPHF10-G04		
MPHF05-G01	MPHF12-G01		
MPHF05-G02	MPHF12-G02		
MPHF06-G01	MPHF12-G03		
MPHF06-G02	MPHF12-G04		
MPHF08-G01	MPHF14-G03		
MPHF08-G02	MPHF14-G04		
MPHF08-G03	MPHF16-G03		
MPHF08-G04	MPHF16-G04		
MPHF10-G01			
MPHF10-G02			

Single Male double Banjo



MPK-G

Tube(Metric)– Thread(G)		G	QYT
MPK04-G01	MPK10-G03		
MPK04-G02	MPK10-G04		
MPK05-G01	MPK12-G01		
MPK05-G02	MPK12-G02		
MPK06-G01	MPK12-G03		
MPK06-G02	MPK12-G04		
MPK08-G01	MPK14-G03		
MPK08-G02	MPK14-G04		
MPK08-G03	MPK16-G03		
MPK08-G04	MPK16-G04		
MPK10-G01			
MPK10-G02			

Double Male double Banjo



MPK-G

Tube(Metric)– Thread(G)		G	QYT
MDPK04-G01	MDPK10-G03		
MDPK04-G02	MDPK10-G04		
MDPK05-G01	MDPK12-G01		
MDPK05-G02	MDPK12-G02		
MDPK06-G01	MDPK12-G03		
MDPK06-G02	MDPK12-G04		
MDPK08-G01	MDPK14-G03		
MDPK08-G02	MDPK14-G04		
MDPK08-G03	MDPK16-G03		
MDPK08-G04	MDPK16-G04		
MDPK10-G01			
MDPK10-G02			

Triple Male double Banjo



MTPK-G

Tube(Metric)– Thread(G)		G	QYT
MTPK04-G01	MTPK10-G03		
MTPK04-G02	MTPK10-G04		
MTPK05-G01	MTPK12-G01		
MTPK05-G02	MTPK12-G02		
MTPK06-G01	MTPK12-G03		
MTPK06-G02	MTPK12-G04		
MTPK08-G01	MTPK14-G03		
MTPK08-G02	MTPK14-G04		
MTPK08-G03	MTPK16-G03		
MTPK08-G04	MTPK16-G04		
MTPK10-G01			
MTPK10-G02			



316不锈钢接头的PUSH　STAINLESS STEEL 316 PUSH IN FITTINGS

Male Stud



MPCS

Tube(Metric) – Thread(R)		Tube(Metric) – Thread(G)		Tube(Inch) – Thread(NPT)		G	QYT
MPCS04-M5	MPCS10-01	MPCS04-G01	MPCS10-G03	MPCS1/8-U10	MPCS5/16-N01		
MPCS04-01	MPCS10-02	MPCS04-G02	MPCS10-G04	MPCS1/8-N01	MPCS5/16-N02		
MPCS04-02	MPCS10-03	MPCS06-G01	MPCS12-G02	MPCS1/8-N02	MPCS5/16-N03		
MPCS06-M5	MPCS10-04	MPCS06-G02	MPCS12-G03	MPCS5/32-U10	MPCS3/8-N01		
MPCS06-01	MPCS12-02	MPCS08-G01	MPCS12-G04	MPCS5/32-N01	MPCS3/8-N02		
MPCS06-02	MPCS12-03	MPCS08-G02		MPCS5/32-N02	MPCS3/8-N03		
MPCS08-01	MPCS12-04	MPCS08-G03		MPCS1/4-U10	MPCS3/8-N04		
MPCS08-02		MPCS08-G04		MPCS1/4-N01	MPCS1/2-N02		
MPCS08-03		MPCS10-G01		MPCS1/4-N02	MPCS1/2-N03		
MPCS08-04		MPCS10-G02		MPCS1/4-N03	MPCS1/2-N04		

Male Stud Swivel Elbow



MPLS

Tube(Metric) – Thread(R)		Tube(Metric) – Thread(G)		Tube(Inch) – Thread(NPT)		G	QYT
MPLS04-M5	MPLS10-01	MPLS04-G01	MPLS10-G03	MPLS1/8-U10	MPLS5/16-N01		
MPLS04-01	MPLS10-02	MPLS04-G02	MPLS10-G04	MPLS1/8-N01	MPLS5/16-N02		
MPLS04-02	MPLS10-03	MPLS06-G01	MPLS12-G02	MPLS1/8-N02	MPLS5/16-N03		
MPLS06-M5	MPLS10-04	MPLS06-G02	MPLS12-G03	MPLS5/32-U10	MPLS3/8-N01		
MPLS06-01	MPLS12-02	MPLS08-G01	MPLS12-G04	MPLS5/32-N01	MPLS3/8-N02		
MPLS06-02	MPLS12-03	MPLS08-G02		MPLS5/32-N02	MPLS3/8-N03		
MPLS08-01	MPLS12-04	MPLS08-G03		MPLS1/4-U10	MPLS3/8-N04		
MPLS08-02		MPLS08-G04		MPLS1/4-N01	MPLS1/2-N02		
MPLS08-03		MPLS10-G01		MPLS1/4-N02	MPLS1/2-N03		
MPLS08-04		MPLS10-G02		MPLS1/4-N03	MPLS1/2-N04		

Female Straight



MPCFS

Tube(Metric) – Thread(R)		Tube(Metric) – Thread(G)		Tube(Inch) – Thread(NPT)		G	QYT
MPCFS04-M5	MPCFS10-01	MPCFS04-G01	MPCFS10-G03	MPCFS1/8-U10	MPCFS5/16-N01		
MPCFS04-01	MPCFS10-02	MPCFS04-G02	MPCFS10-G04	MPCFS1/8-N01	MPCFS5/16-N02		
MPCFS04-02	MPCFS10-03	MPCFS06-G01	MPCFS12-G02	MPCFS1/8-N02	MPCFS5/16-N03		
MPCFS06-M5	MPCFS10-04	MPCFS06-G02	MPCFS12-G03	MPCFS5/32-U10	MPCFS3/8-N01		
MPCFS06-01	MPCFS12-02	MPCFS08-G01	MPCFS12-G04	MPCFS5/32-N01	MPCFS3/8-N02		
MPCFS06-02	MPCFS12-03	MPCFS08-G02		MPCFS5/32-N02	MPCFS3/8-N03		
MPCFS08-01	MPCFS12-04	MPCFS08-G03		MPCFS1/4-U10	MPCFS3/8-N04		
MPCFS08-02		MPCFS08-G04		MPCFS1/4-N01	MPCFS1/2-N02		
MPCFS08-03		MPCFS10-G01		MPCFS1/4-N02	MPCFS1/2-N03		
MPCFS08-04		MPCFS10-G02		MPCFS1/4-N03	MPCFS1/2-N04		

Male Stud Branch Tee



MPTS

Tube(Metric) – Thread(R)		Tube(Metric) – Thread(G)		Tube(Inch) – Thread(NPT)		G	QYT
MPTS04-M5	MPTS10-01	MPTS04-G01	MPTS10-G03	MPTS1/8-U10	MPTS5/16-N01		
MPTS04-01	MPTS10-02	MPTS04-G02	MPTS10-G04	MPTS1/8-N01	MPTS5/16-N02		
MPTS04-02	MPTS10-03	MPTS06-G01	MPTS12-G02	MPTS1/8-N02	MPTS5/16-N03		
MPTS06-M5	MPTS10-04	MPTS06-G02	MPTS12-G03	MPTS5/32-U10	MPTS3/8-N01		
MPTS06-01	MPTS12-02	MPTS08-G01	MPTS12-G04	MPTS5/32-N01	MPTS3/8-N02		
MPTS06-02	MPTS12-03	MPTS08-G02		MPTS5/32-N02	MPTS3/8-N03		
MPTS08-01	MPTS12-04	MPTS08-G03		MPTS1/4-U10	MPTS3/8-N04		
MPTS08-02		MPTS08-G04		MPTS1/4-N01	MPTS1/2-N02		
MPTS08-03		MPTS10-G01		MPTS1/4-N02	MPTS1/2-N03		
MPTS08-04		MPTS10-G02		MPTS1/4-N03	MPTS1/2-N04		

Union Straight



MPUCS

Tube(Metric)	Tube(Inch)	G	QYT
MPUCS04	MPUCS1/8		
MPUCS06	MPUCS5/32		
MPUCS08	MPUCS1/4		
MPUCS10	MPUCS5/16		
MPUCS12	MPUCS3/8		
	MPUCS1/2		

Union Elbow



MPUCS

Tube(Metric)	Tube(Inch)	G	QYT
MPULS04	MPULS1/8		
MPULS06	MPULS5/32		
MPULS08	MPULS1/4		
MPULS10	MPULS5/16		
MPULS12	MPULS3/8		
	MPULS1/2		

Union Tee



MPUTS

Tube(Metric)	Tube(Inch)	G	QYT
MPUTS04	MPUTS1/8		
MPUTS06	MPUTS5/32		
MPUTS08	MPUTS1/4		
MPUTS10	MPUTS5/16		
MPUTS12	MPUTS3/8		
	MPUTS1/2		

Union Elbow



MPMS

Tube(Metric)	Tube(Inch)	G	QYT
MPMS04	MPMS1/8		
MPMS06	MPMS5/32		
MPMS08	MPMS1/4		
MPMS10	MPMS5/16		
MPMS12	MPMS3/8		
	MPMS1/2		

金属流量控制阀
METAL SPEED CONTROLLERS

产品描述
- 一个最佳的空气流速的精确调节精确的运动控制。
- 紧凑的设计提供了媲美速度范围较大的标准速度控制器做。

Features
- Accurate regulation of an optimal air flow rate for precise motion control.
- The compact design provides the comparable range of speed as the larger standard speed controller do.

规格

材料	产品：黄铜镀镍 O-形圈：丁腈橡胶(其它材料可根据要求提供)
螺纹	BSPT，BSPP，公制螺纹，NPT
压力 管连接	0.8-16Bar(看管质量) PU，PE，尼龙
流体	压缩空气
温度	-10℃-16℃(见用于管的数据)

Specifications

Material	Body and collet:Nickel-plated Brass O-ring:NBR(other material is available on request)
Threads	BSPT,BSPP,NPT,Metric threads
Pressure Tube to connect	0.8-16bar(see tube) PU,PE,Nylon 6-11-12
Fluid	Compressed air
Temperature	-10℃-16℃(see data of used tubing)

当您订购控制在“类型”,请把产品型号完乙。例如：MNSE08-02B　When You Order Control In Type, Pls Put B At The End of Model Type. For Example:MNSE08-02B

Elbow



Tube(Metric) – Thread(R)		Tube(Inch) – Thread(R)		Tube(Inch) – Thread(NPT)		G	QYT
MNSE04-M5	MNSE08-03	MNSE1/8-01	MNSE5/16-03	MNSE1/8-U10	MNSE1/4-N02		
MNSE04-M6	MNSE08-04	MNSE1/8-02	MNSE5/16-04	MNSE1/8-N01	MNSE1/4-N03		
MNSE04-01	MNSE10-01	MNSE5/32-01	MNSE3/8-01	MNSE1/8-N02	MNSE5/16-N01		
MNSE04-02	MNSE10-02	MNSE5/32-02	MNSE3/8-02	MNSE5/32-U10	MNSE5/16-N02		
MNSE04-03	MNSE12-03	MNSE3/16-01	MNSE3/8-03	MNSE5/32-N01	MNSE5/16-N03		
MNSE06-M5	MNSE12-04	MNSE3/16-02	MNSE3/8-04	MNSE5/32-N02	MNSE3/8-N01		
MNSE06-M6	MNSE12-01	MNSE3/16-03	MNSE1/2-02	MNSE3/16-U10	MNSE3/8-N02		
MNSE06-01	MNSE12-02	MNSE1/4-01	MNSE1/2-03	MNSE3/16-N01	MNSE3/8-N03		
MNSE06-02	MNSE12-03	MNSE1/4-02	MNSE1/2-04	MNSE3/16-N02	MNSE3/8-N04		
MNSE06-03	MNSE12-04	MNSE1/4-03		MNSE3/16-N03	MNSE1/2-N02		
MNSE08-01	MNSE16-03	MNSE5/16-01		MNSE3/4-U10	MNSE1/2-N03		
MNSE08-02	MNSE16-04	MNSE5/16-02		MNSE1/4-N01	MNSE1/2-N04		

Elbow (G thread)



Tube(Metric)– Thread(G)		G	QYT
MNSE04-G01	MNSE10-G03		
MNSE04-G02	MNSE10-G04		
MNSE05-G01	MNSE12-G01		
MNSE05-G02	MNSE12-G02		
MNSE06-G01	MNSE12-G03		
MNSE06-G02	MNSE12-G04		
MNSE08-G01	MNSE14-G03		
MNSE08-G02	MNSE14-G04		
MNSE08-G03	MNSE16-G03		
MNSE08-G04	MNSE16-G04		
MNSE10-G01			
MNHF10-G02			

Screw type G thread



Tube(Metric)– Thread(G)		G	QYT
MNSP04-G01	MNSP10-G03		
MNSP04-G02	MNSP10-G04		
MNSP05-G01	MNSP12-G01		
MNSP05-G02	MNSP12-G02		
MNSP06-G01	MNSP12-G03		
MNSP06-G02	MNSP12-G04		
MNSP08-G01	MNSP14-G03		
MNSP08-G02	MNSP14-G04		
MNSP08-G03	MNSP16-G03		
MNSP08-G04	MNSP16-G04		
MNSP10-G01			
MNSP10-G02			

Screw type



Tube(Metric) – Thread(R)		Tube(Inch) – Thread(R)		Tube(Inch) – Thread(NPT)		G	QYT
MNSP04-M5	MNSP08-03	MNSP1/8-01	MNSP5/16-03	MNSP1/8-U10	MNSP1/4-N02		
MNSP04-M6	MNSP08-04	MNSP1/8-02	MNSP5/16-04	MNSP1/8-N01	MNSP1/4-N03		
MNSP04-01	MNSP10-01	MNSP5/32-01	MNSP3/8-01	MNSP1/8-N02	MNSP5/16-N01		
MNSP04-02	MNSP10-02	MNSP5/32-02	MNSP3/8-02	MNSP5/32-U10	MNSP5/16-N02		
MNSP04-03	MNSP10-03	MNSP3/16-01	MNSP3/8-03	MNSP5/32-N01	MNSP5/16-N03		
MNSP06-M5	MNSP10-04	MNSP3/16-02	MNSP3/8-04	MNSP5/32-N02	MNSP3/8-N01		
MNSP06-M6	MNSP12-01	MNSP3/16-03	MNSP1/2-02	MNSP3/16-U10	MNSP3/8-N02		
MNSP06-01	MNSP12-02	MNSP1/4-01	MNSP1/2-03	MNSP3/16-N01	MNSP3/8-N03		
MNSP06-02	MNSP12-03	MNSP1/4-02	MNSP1/2-04	MNSP3/16-N02	MNSP3/8-N04		
MNSP06-03	MNSP12-04	MNSP1/4-03		MNSP3/16-N03	MNSP1/2-N02		
MNSP08-01	MNSP16-03	MNSP5/16-01		MNSP1/4-U10	MNSP1/2-N03		
MNSP08-02	MNSP16-04	MNSP5/16-02		MNSP1/4-N01	MNSP1/2-N04		

Rapid type



Tube(Metric) – Thread(R)	Tube(Metric) – Thread(G)	G	QYT
MNSR-5/3-M5	MNSR-5/3-G01		
MNSR-5/3-M6	MNSR-6/4-G01		
MNSR-5/3-01	MNSR-6/4-G02		
MNSR-6/4-M5	MNSR-6/4-G03		
MNSR-6/4-M6	MNSR-8/6-G01		
MNSR-6/4-01	MNSR-8/6-G02		
MNSR-6/4-02	MNSR-8/6-G03		
MNSR-6/4-03	MNSR-10/8-G01		
MNSR-8/6-01	MNSR-10/8-G02		
MNSR-8/6-02	MNSR-10/8-G03		
MNSR-8/6-03	MNSR-10/8-G04		
MNSR-10/8-01	MNSR-12/10-G03		
MNSR-10/8-02	MNSR-12/10-G04		
MNSR-10/8-03			
MNSR-10/8-04			
MNSR-12/10-03			
MNSR-12/10-04			

Union Straight



Tube(Metric	Tube(Inch)	G	QYT
MNSF04	MNSF1/8		
MNSF06	MNSF5/32		
MNSF08	MNSF3/16		
MNSF10	MNSF1/4		
MNSF12	MNSF5/16		
	MNSF3/8		
	MNSF1/2		

金属快拧接头
RAPID FITTINGS FOR THE PLASTIC TUBINGS

产品描述
- 可用于硬质尼龙管快速接头。
- 锁紧螺母，可以拧紧两个手动并用扳手。
- 特殊形状的指导锥确保管不能被意外切断。

Features
- The rapid fittings can be used with rigid nylon tubes.
- A locking nut is provided and can be tightened both manually and with a spanner.
- The special shape of the guiding cone ensures that the tube can not be accidentally cut.

规格

材料	产品：黄铜镀镍 O-形圈：丁腈橡胶(其它材料可根据要求提供)
螺纹	BSPT，BSPP，公制螺纹，NPT
压力	0.8-16Bar(看管质量)
流体	压缩空气
温度	-10℃-16℃(见用于管的数据)

Specifications

Material	Body and collet:Nickel-plated Brass O-ring:NBR(other material is available on request)
Threads	BSPT,BSPP,NPT,Metric threads
Pressure	0.8-16bar(see tube)
Fluid	Compressed air
Temperature	-10℃-16℃(see data of used tubing)

结构 Construction

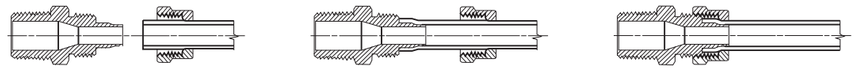

Male Straight



Tube(Metric) – Thread(R)	Tube(Metric) – Thread(G)	G	QYT
RPC-5/3-M5	RPC-5/3-G01		
RPC-5/3-M6	RPC-6/4-G01		
RPC-5/3-01	RPC-6/4-G02		
RPC-6/4-M5	RPC-6/4-G03		
RPC-6/4-M6	RPC-8/6-G01		
RPC-6/4-01	RPC-8/6-G02		
RPC-6/4-02	RPC-8/6-G03		
RPC-6/4-03	RPC-10/8-G01		
RPC-8/6-01	RPC-10/8-G02		
RPC-8/6-02	RPC-10/8-G03		
RPC-8/6-03	RPC-10/8-G04		
RPC-10/8-01	RPC-12/10-G03		
RPC-10/8-02	RPC-12/10-G04		
RPC-10/8-03			
RPC-10/8-04			
RPC-12/10-03			
RPC-12/10-04			

Swivel Male Straight



Tube(Metric) – Thread(R)	Tube(Metric) – Thread(G)	G	QYT
RSPC-5/3-M5	RSPC-5/3-G01		
RSPC-5/3-M5	RSPC-6/4-G01		
RSPC-5/3-M5-	RSPC-6/4-G02		
RSPC-6/4-M6	RSPC-6/4-G03		
RSPC-6/4-M6	RSPC-8/6-G01		
RSPC-6/4-01	RSPC-8/6-G02		
RSPC-6/4-02	RSPC-8/6-G03		
RSPC-6/4-08	RSPC-10/8-G01		
RSPC-8/6-01	RSPC-10/8-G02		
RSPC-8/6-02	RSPC-10/8-G03		
RSPC-8/6-08	RSPC-10/8-G04		
RSPC-10/8-01	RSPC-12/10-G03		
RSPC-10/8-02	RSPC-12/10-G04		
RSPC-10/8-03			
RSPC-10/8-04			
RSPC-12/10-03			
RSPC-12/10-04			

Female Straight



Tube(Metric) – Thread(R)	Tube(Metric) – Thread(G)	G	QYT
RPCF-5/3-M5	RPCF-5/3-G01		
RPCF-5/3-M6	RPCF-6/4-G01		
RPCF-5/3-01	RPCF-6/4-G02		
RPCF-6/4-M5	RPCF-6/4-G03		
RPCF-6/4-M6	RPCF-8/6-G01		
RPCF-6/4-01	RPCF-8/6-G02		
RPCF-6/4-02	RPCF-8/6-G03		
RPCF-6/4-03	RPCF-10/8-G01		
RPCF-8/6-01	RPCF-10/8-G02		
RPCF-8/6-02	RPCF-10/8-G03		
RPCF-8/6-03	RPCF-10/8-G04		
RPCF-10/8-01	RPCF-12/10-G03		
RPCF-10/8-02	RPCF-12/10-G04		
RPCF-10/8-03			
RPCF-10/8-04			
RPCF-12/10-03			
RPCF-12/10-04			

Swivel Male Elbow



Tube(Metric) – Thread(R)	Tube(Metric) – Thread(G)	G	QYT
RPL-5/3-M5	RPL-5/3-G01		
RPL-5/3-M6	RPL-6/4-G01		
RPL-5/3-01	RPL-6/4-G02		
RPL-6/4-M5	RPL-6/4-G03		
RPL-6/4-M6	RPL-8/6-G01		
RPL-6/4-01	RPL-8/6-G02		
RPL-6/4-02	RPL-8/6-G03		
RPL-6/4-03	RPL-10/8-G01		
RPL-8/6-01	RPL-10/8-G02		
RPL-8/6-02	RPL-10/8-G03		
RPL-8/6-03	RPL-10/8-G04		
RPL-10/8-01	RPL-12/10-G03		
RPL-10/8-02	RPL-12/10-G04		
RPL-10/8-03			
RPL-10/8-04			
RPL-12/10-03			
RPL-12/10-04			

Male Elbow



Tube(Metric) – Thread(R)	Tube(Metric) – Thread(G)	G	QYT
RPLN-5/3-M5	RPLN-5/3-G01		
RPLN-5/3-M6	RPLN-6/4-G01		
RPLN-5/3-01	RPLN-6/4-G02		
RPLN-6/4-M5	RPLN-6/4-G03		
RPLN-6/4-M6	RPLN-8/6-G01		
RPLN-6/4-01	RPLN-8/6-G02		
RPLN-6/4-02	RPLN-8/6-G03		
RPLN-6/4-03	RPLN-10/8-G01		
RPLN-8/6-01	RPLN-10/8-G02		
RPLN-8/6-02	RPLN-10/8-G03		
RPLN-8/6-03	RPLN-10/8-G04		
RPLN-10/8-01	RPLN-12/10-G03		
RPLN-10/8-02	RPLN-12/10-G04		
RPLN-10/8-03			
RPLN-10/8-04			
RPLN-12/10-03			
RPLN-12/10-04			

Female Elbow



Tube(Metric) – Thread(R)	Tube(Metric) – Thread(G)	G	QYT
RPLF-5/3-M5	RPLF-5/3-G01		
RPLF-5/3-M6	RPLF-6/4-G01		
RPLF-5/3-01	RPLF-6/4-G02		
RPLF-6/4-M5	RPLF-6/4-G03		
RPLF-6/4-M6	RPLF-8/6-G01		
RPLF-6/4-01	RPLF-8/6-G02		
RPLF-6/4-02	RPLF-8/6-G03		
RPLF-6/4-03	RPLF-10/8-G01		
RPLF-8/6-01	RPLF-10/8-G02		
RPLF-8/6-02	RPLF-10/8-G03		
RPLF-8/6-03	RPLF-10/8-G04		
RPLF-10/8-01	RPLF-12/10-G03		
RPLF-10/8-02	RPLF-12/10-G04		
RPLF-10/8-03			
RPLF-10/8-04			
RPLF-12/10-03			
RPLF-12/10-04			

Swivel Male Tee



RPT

Tube(Metric) – Thread(R)	Tube(Metric) – Thread(G)	G	QYT
RPT-5/3-M5	RPT-5/3-G01		
RPT-5/3-M6	RPT-6/4-G01		
RPT-5/3-01	RPT-6/4-G02		
RPT-6/4-M5	RPT-6/4-G03		
RPT-6/4-M6	RPT-8/6-G01		
RPT-6/4-01	RPT-8/6-G02		
RPT-6/4-02	RPT-8/6-G03		
RPT-6/4-03	RPT-10/8-G01		
RPT-8/6-01	RPT-10/8-G02		
RPT-8/6-02	RPT-10/8-G03		
RPT-8/6-03	RPT-10/8-G04		
RPT-10/8-01	RPT-12/10-G03		
RPT-10/8-02	RPT-12/10-G04		
RPT-10/8-03			
RPT-10/8-04			
RPT-12/10-03			
RPT-12/10-04			

Male Tee



RPTN

Tube(Metric) – Thread(R)	Tube(Metric) – Thread(G)	G	QYT
RPTN-5/3-M5	RPTN-5/3-G01		
RPTN-5/3-M6	RPTN-6/4-G01		
RPTN-5/3-01	RPTN-6/4-G02		
RPTN-6/4-M5	RPTN-6/4-G03		
RPTN-6/4-M6	RPTN-8/6-G01		
RPTN-6/4-01	RPTN-8/6-G02		
RPTN-6/4-02	RPTN-8/6-G03		
RPTN-6/4-03	RPTN-10/8-G01		
RPTN-8/6-01	RPTN-10/8-G02		
RPTN-8/6-02	RPTN-10/8-G03		
RPTN-8/6-03	RPTN-10/8-G04		
RPTN-10/8-01	RPTN-12/10-G03		
RPTN-10/8-02	RPTN-12/10-G04		
RPTN-10/8-03			
RPTN-10/8-04			
RPTN-12/10-03			
RPTN-12/10-04			

Swivel Male Run Tee



RPD

Tube(Metric) – Thread(R)	Tube(Metric) – Thread(G)	G	QYT
RPD-5/3-M5	RPD-5/3-G01		
RPD-5/3-M6	RPD-6/4-G01		
RPD-5/3-01	RPD-6/4-G02		
RPD-6/4-M5	RPD-6/4-G03		
RPD-6/4-M6	RPD-8/6-G01		
RPD-6/4-01	RPD-8/6-G02		
RPD-6/4-02	RPD-8/6-G03		
RPD-6/4-03	RPD-10/8-G01		
RPD-8/6-01	RPD-10/8-G02		
RPD-8/6-02	RPD-10/8-G03		
RPD-8/6-03	RPD-10/8-G04		
RPD-10/8-01	RPD-12/10-G03		
RPD-10/8-02	RPD-12/10-G04		
RPD-10/8-03			
RPD-10/8-04			
RPD-12/10-03			
RPD-12/10-04			

Male Run Tee



RPDN

Tube(Metric) – Thread(R)	Tube(Metric) – Thread(G)	G	QYT
RPDN-5/3-M5	RPDN-5/3-G01		
RPDN-5/3-M6	RPDN-6/4-G01		
RPDN-5/3-01	RPDN-6/4-G02		
RPDN-6/4-M5	RPDN-6/4-G03		
RPDN-6/4-M6	RPDN-8/6-G01		
RPDN-6/4-01	RPDN-8/6-G02		
RPDN-6/4-02	RPDN-8/6-G03		
RPDN-6/4-03	RPDN-10/8-G01		
RPDN-8/6-01	RPDN-10/8-G02		
RPDN-8/6-02	RPDN-10/8-G03		
RPDN-8/6-03	RPDN-10/8-G04		
RPDN-10/8-01	RPDN-12/10-G03		
RPDN-10/8-02	RPDN-12/10-G04		
RPDN-10/8-03			
RPDN-10/8-04			
RPDN-12/10-03			
RPDN-12/10-04			

Single Male Banjo



RPH

Tube(Metric) – Thread(R)	Tube(Metric) – Thread(G)	G	QYT
RPH-5/3-M5	RPH-5/3-G01		
RPH-5/3-M6	RPH-6/4-G01		
RPH-5/3-01	RPH-6/4-G02		
RPH-6/4-M5	RPH-6/4-G03		
RPH-6/4-M6	RPH-8/6-G01		
RPH-6/4-01	RPH-8/6-G02		
RPH-6/4-02	RPH-8/6-G03		
RPH-6/4-03	RPH-10/8-G01		
RPH-8/6-01	RPH-10/8-G02		
RPH-8/6-02	RPH-10/8-G03		
RPH-8/6-03	RPH-10/8-G04		
RPH-10/8-01	RPH-12/10-G03		
RPH-10/8-02	RPH-12/10-G04		
RPH-10/8-03			
RPH-10/8-04			
RPH-12/10-03			
RPH-12/10-04			

Double Male Banjo



RDPH

Tube(Metric) – Thread(R)	Tube(Metric) – Thread(G)	G	QYT
RDPH-5/3-M5	RDPH-5/3-G01		
RDPH-5/3-M6	RDPH-6/4-G01		
RDPH-5/3-01	RDPH-6/4-G02		
RDPH-6/4-M5	RDPH-6/4-G03		
RDPH-6/4-M6	RDPH-8/6-G01		
RDPH-6/4-01	RDPH-8/6-G02		
RDPH-6/4-02	RDPH-8/6-G03		
RDPH-6/4-03	RDPH-10/8-G01		
RDPH-8/6-01	RDPH-10/8-G02		
RDPH-8/6-02	RDPH-10/8-G03		
RDPH-8/6-03	RDPH-10/8-G04		
RDPH-10/8-01	RDPH-12/10-G03		
RDPH-10/8-02	RDPH-12/10-G04		
RDPH-10/8-03			
RDPH-10/8-04			
RDPH-12/10-03			
RDPH-12/10-04			

Triple Male Banjo



RTPH

Tube(Metric) – Thread(R)	Tube(Metric) – Thread(G)	G	QYT
RTPH-5/3-M5	RTPH-5/3-G01		
RTPH-5/3-M6	RTPH-6/4-G01		
RTPH-5/3-01	RTPH-6/4-G02		
RTPH-6/4-M5	RTPH-6/4-G03		
RTPH-6/4-M6	RTPH-8/6-G01		
RTPH-6/4-01	RTPH-8/6-G02		
RTPH-6/4-02	RTPH-8/6-G03		
RTPH-6/4-03	RTPH-10/8-G01		
RTPH-8/6-01	RTPH-10/8-G02		
RTPH-8/6-02	RTPH-10/8-G03		
RTPH-8/6-03	RTPH-10/8-G04		
RTPH-10/8-01	RTPH-12/10-G03		
RTPH-10/8-02	RTPH-12/10-G04		
RTPH-10/8-03			
RTPH-10/8-04			
RTPH-12/10-03			
RTPH-12/10-04			

Union Straight



RPUC

Tube(Metric)	G	QYT
RPUC-5/3		
RPUC-6/4		
RPUC-8/6		
RPUC-10/8		
RPUC-12/10		

Elbow



RPUL

Tube(Metric)	G	QYT
RPUL–5/3		
RPUL–6/4		
RPUL–8/6		
RPUL–10/8		
RPUL–12/10		

Union Straight



RPUT

Tube(Metric)	G	QYT
RPUT–5/3		
RPUT–6/4		
RPUT–8/6		
RPUT–10/8		
RPUT–12/10		

Cross



RPZA

Tube(Metric)	G	QYT
RPZA–5/3		
RPZA–6/4		
RPZA–8/6		
RPZA–10/8		
RPZA–12/10		

Bulkhead Union



RPM

Tube(Metric)	G	QYT
RPM–5/3		
RPM–6/4		
RPM–8/6		
RPM–10/8		
RPM–12/10		

Locking Nut



RM

Tube(Metric)	G	QYT
RM–5/3		
RM–6/4		
RM–8/6		
RM–10/8		
RM–12/10		

Locking Nut With Spring



RMS

Tube(Metric)	G	QYT
RMS–5/3		
RMS–6/4		
RMS–8/6		
RMS–10/8		
RMS–12/10		

紧凑型快速接头管 COMPACT RAPID FITTINGS FOR TUBE

Male Straight



RCPC

Tube(Metric) – Thread(R)	G	QYT
RCPC4/2.5–M5		
RCPC4/2.5–M6		
RCPC6/4–M5		
RCPC6/4–M6		

Banjo



RCPH

Tube(Metric) – Thread(R)	G	QYT
RCPH4/2.5–M5		
RCPH4/2.5–M6		
RCPH6/4–M5		
RCPH6/4–M6		

PIPE JOINT FITTINGS

产品描述

- 可用于硬质尼龙管快速接头。
- 锁紧螺母，可以拧紧两个手动并用扳手。
- 特殊形状的指导锥确保管不能被意外切断。

Features

- The pipe joint fittings can be used with rigid nylon tubes.
- A locking nut is provided and can be tightened both manually and with a spanner.
- The special shape of the guiding cone ensures that the tube can not be accidentally cut.

结构 Construction

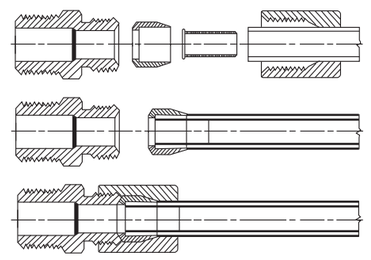

卡套式接头
PIPE JOINT FITTINGS

Male Straight



QPC

Tube(Metric) – Thread(R)	Tube(Metric) – Thread(G)	G	QYT
QPC04-01	QPC04-G01		
QPC04-02	QPC04-G02		
QPC06-01	QPC06-G01		
QPC06-02	QPC06-G02		
QPC08-01	QPC08-G01		
QPC08-02	QPC08-G02		
QPC08-03	QPC08-G03		
QPC10-02	QPC10-G02		
QPC10-03	QPC10-G03		
QPC10-04	QPC10-G04		
QPC12-02	QPC12-G02		
QPC12-03	QPC12-G03		
QPC12-04	QPC12-G04		

Male Elbow



QPL

Tube(Metric) – Thread(R)	Tube(Metric) – Thread(G)	G	QYT
QPL04-01	QPL04-G01		
QPL04-02	QPL04-G02		
QPL06-01	QPL06-G01		
QPL06-02	QPL06-G02		
QPL08-01	QPL08-G01		
QPL08-02	QPL08-G02		
QPL08-03	QPL08-G03		
QPL10-02	QPL10-G02		
QPL10-03	QPL10-G03		
QPL10-04	QPL10-G04		
QPL12-02	QPL12-G02		
QPL12-03	QPL12-G03		
QPL12-04	QPL12-G04		

Female Elbow



QPCF

Tube(Metric) – Thread(R)	Tube(Metric) – Thread(G)	G	QYT
QPCF04-01	QPCF04-G01		
QPCF04-02	QPCF04-G02		
QPCF06-01	QPCF06-G01		
QPCF06-02	QPCF06-G02		
QPCF08-01	QPCF08-G01		
QPCF08-02	QPCF08-G02		
QPCF08-03	QPCF08-G03		
QPCF10-02	QPCF10-G02		
QPCF10-03	QPCF10-G03		
QPCF10-04	QPCF10-G04		
QPCF12-02	QPCF12-G02		
QPCF12-03	QPCF12-G03		
QPCF12-04	QPCF12-G04		

Male Tee



QPT

Tube(Metric) – Thread(R)	Tube(Metric) – Thread(G)	G	QYT
QPT04-01	QPT04-G01		
QPT04-02	QPT04-G02		
QPT06-01	QPT06-G01		
QPT06-02	QPT06-G02		
QPT08-01	QPT08-G01		
QPT08-02	QPT08-G02		
QPT08-03	QPT08-G03		
QPT10-02	QPT10-G02		
QPT10-03	QPT10-G03		
QPT10-04	QPT10-G04		
QPT12-02	QPT12-G02		
QPT12-03	QPT12-G03		
QPT12-04	QPT12-G04		

Run Tee



QPD

Tube(Metric) – Thread(R)	Tube(Metric) – Thread(G)	G	QYT
QPD04-01	QPD04-G01		
QPD04-02	QPD04-G02		
QPD06-01	QPD06-G01		
QPD06-02	QPD06-G02		
QPD08-01	QPD08-G01		
QPD08-02	QPD08-G02		
QPD08-03	QPD08-G03		
QPD10-02	QPD10-G02		
QPD10-03	QPD10-G03		
QPD10-04	QPD10-G04		
QPD12-02	QPD12-G02		
QPD12-03	QPD12-G03		
QPD12-04	QPD12-G04		

Union Straight



QPUC

Tube(Metric)	G	QYT
QPUC04		
QPUC06		
QPUC08		
QPUC10		
QPUC12		

Union Elbow



QPUL

Tube(Metric)	G	QYT
QPUL04		
QPUL06		
QPUL08		
QPUL10		
QPUL12		

Union Tee



QPUT

Tube(Metric)	G	QYT
QPUT04		
QPUT06		
QPUT08		
QPUT10		
QPUT12		

Union Cross



QPZA

Tube(Metric)	G	QYT
QPZA04		
QPZA06		
QPZA08		
QPZA10		
QPZA12		

Bulkhead Union



QPM

Tube(Metric)	G	QYT
QPM04		
QPM06		
QPM08		
QPM10		
QPM12		

Nut



QS

Tube(Metric)	G	QYT
QS04		
QS06		
QS08		
QS10		
Qs12		

Ogive



QI

Tube(Metric)	G	QYT
QI04		
QI06		
QI08		
QI10		
QI12		

Support Bush



QC

Tube(Metric)	G	QYT
QC02		
QC04		
QC06		
QC08		
QC10		

管接头
PIPE FITTINGS

产品描述

◆ 当涉及在工厂维修或工厂安装，常常难以确定配件的大小与需要，我们的管件提供了一个成本有效的解决方案这个问题

规格

材料	黄铜镀镍
螺纹	BSPT，BSPP，公制螺纹，NPT
压力	（管）
流体	压缩空气
温度	(见用于管的数据)

Features

◆ When involved in factory maintenance or plant installation, it's often difficult to be certain which size of fittings with be required,Our pipe fittings provide a cost effective solution to this problem

Specifications

Material	Nickel-plated Brass
Threads	BSPT,BSPP,NPT,Metric threads
Pressure	(see tube)
Fluid	Compressed air
Temperature	(see data of used tubing)

Straight Male



PSM

Thread(R)T1–Thread(R)T2	Thread(NPT)T1–Thread(NPT)T2	Thread(G)T1–Thread(G)T2	G	QYT
PSM 01-01	PSM N01-N01	PSMG01-G01		
PSM 02-02	PSM N02-N02	PSMG02-G02		
PSM 02-01	PSM N02-N01	PSMG02-G01		
PSM 03-03	PSM N03-N03	PSMG03-G03		
PSM 03-02	PSM N03-N02	PSMG03-G02		
PSM 03-01	PSM N03-N01	PSMG03-G01		
PSM 04-04	PSM N04-N04	PSMG04-G04		
PSM 04-03	PSM N04-N03	PSMG04-G03		
PSM 04-02	PSM N04-N02	PSMG04-G02		
PSM 04-01	PSM N04-N01	PSMG04-G01		
PSM 06-06	PSM N06-N06	PSMG06-G06		
PSM 06-04	PSM N06-N04	PSMG06-G04		
PSM 06-03	PSM N06-N03	PSMG06-G03		
PSM 06-02	PSM N06-N02	PSMG06-G02		
PSM 08-08	PSM N08-N08	PSMG08-G08		
PSM 08-06	PSM N08-N06	PSMG08-G06		
PSM 08-04	PSM N08-N04	PSMG08-G04		
PSM 08-03	PSM N08-N03	PSMG 08-G03		

PLUG



POF

Thread(G)	Thread(NPT)	G	QYT
POF G01	POF N01		
POF G02	POF N02		
POF G03	POF N03		
POF G04	POF N04		
POF G06	POF N06		
POF G08	POF N08		

Straight Female



PSF

Thread(R)T1–Thread(R)T2	Thread(NPT)T1–Thread(NPT)T2	Thread(G)T1–Thread(G)T2	G	QYT
PSF 01-01	PSF N01-N01	PSFG01-G01		
PSF 02-02	PSF N02-N02	PSFG02-G02		
PSF 02-01	PSF N02-N01	PSFG02-G01		
PSF 03-03	PSF N03-N03	PSFG03-G03		
PSF 03-02	PSF N03-N02	PSFG03-G02		
PSF 03-01	PSF N03-N01	PSFG03-G01		
PSF 04-04	PSF N04-N04	PSFG04-G04		
PSF 04-03	PSF N04-N03	PSFG04-G03		
PSF 04-02	PSF N04-N02	PSFG04-G02		
PSF 04-01	PSF N04-N01	PSFG04-G01		
PSF 06-06	PSF N06-N06	PSFG06-G06		
PSF 06-04	PSF N06-N04	PSFG06-G04		
PSF 06-03	PSF N06-N03	PSFG06-G03		
PSF 06-02	PSF N06-N02	PSFG06-G02		
PSF 08-08	PSF N08-N08	PSFG08-G08		
PSF 08-06	PSF N08-N06	PSFG08-G06		
PSF 08-04	PSF N08-N04	PSFG08-G04		
PSF 08-03	PSF N08-N03	PSFG 08-G03		

Equal Male Stud Elbow



PEL

Thread(R)	Thread(NPT)	G	QYT
PEL 01	PEL N01		
PEL 02	PEL N02		
PEL 03	PEL N03		
PEL 04	PEL N04		
PEL 06	PEL N06		
PEL 08	PEL N08		

Straight Male to Female



PSMF

Thread(R)T1–Thread(R)T2	Thread(NPT)T1–Thread(NPT)T2	Thread(G)T1–Thread(G)T2	G	QYT
PSMF 01-G01	PSMF N01-N01	PSMFG01-G01		
PSMF 02-G02	PSMF N02-N02	PSMFG02-G02		
PSMF 01-G02	PSMF N01-N02	PSMFG01-G02		
PSMF 03-G03	PSMF N03-N03	PSMFG03-G03		
PSMF 02-G03	PSMF N02-N03	PSMFG02-G03		
PSMF 01-G03	PSMF N01-N03	PSMFG01-G03		
PSMF 04-G04	PSMF N04-N04	PSMFG04-G04		
PSMF 03-G04	PSMF N03-N04	PSMFG03-G04		
PSMF 02-G04	PSMF N02-N04	PSMFG02-G04		
PSMF 01-G04	PSMF N01-N04	PSMFG01-G04		
PSMF 06-G06	PSMF N06-N06	PSMFG06-G06		
PSMF 04-G06	PSMF N04-N06	PSMFG04-G06		
PSMF 03-G06	PSMF N03-N06	PSMFG03-G06		
PSMF 02-G06	PSMF N02-N06	PSMFG02-G06		
PSMF 08-G08	PSMF N08-N08	PSMFG08-G08		
PSMF 06-G08	PSMF N06-N08	PSMFG06-G08		
PSMF 04-G08	PSMF N04-N08	PSMFG04-G08		
PSMF 03-G08	PSMF N03-N08	PSMFG03-G08		

Equal Female Stud Elbow



PFL

THREAD(G)	Thread(NPT)	G	QYT
PFL G01	PFL N01		
PFL G02	PFL N02		
PFL G03	PFL N03		
PFL G04	PFL N04		
PFL G06	PFL N06		
PFL G08	PFL N08		

Ruduce Male to Female



PRMF

Thread(R)T1-Thread(R)T2	Thread(NPT)T1-Thread(NPT)T2	Thread(G)T1-Thread(R)T2	G	QYT
PRMF02-G01	PRMF N02-N01	PRMFG02-G01		
PRMF03-G01	PRMF N03-N01	PRMFG03-G01		
PRMF03-G02	PRMF N03-N02	PRMFG03-G02		
PRMF04-G01	PRMF N04-N01	PRMFG04-G01		
PRMF04-G02	PRMF N04-N02	PRMFG04-G02		
PRMF04-G03	PRMF N04-N03	PRMFG04-G03		
PRMF06-G02	PRMF N06-N02	PRMFG06-G02		
PRMF06-G03	PRMF N06-N03	PRMFG06-G03		
PRMF06-G04	PRMF N06-N04	PRMFG06-G04		

Equal Female Male Elbow



PEFL

Thread(R)	Thread(NPT)	G	QYT
PEFL01	PEFLN01		
PEFL02	PEFLN02		
PEFL03	PEFLN03		
PEFL04	PEFLN04		
PEFL06	PEFLN06		
PEFL08	PEFLN08		

PLUG



PO

Thread(R)	Thread(NPT)	Thread(G)	G	QYT
PO M5	PO N01	PO G01		
PO 01	PO N02	PO G02		
PO 02	PO N03	PO G03		
PO 03	PO N04	PO G04		
PO 04	PO N06	PO G06		
PO 06	PO N08	PO G08		
PO 08				

PLUG



POHH

Thread(R)	Thread(NPT)	Thread(G)	G	QYT
POHHM5	POHHM01	POHHG01		
POHH01	POHHN02	POHHG02		
POHH02	POHHN03	POHHG03		
POHH03	POHHN04	POHHG04		
POHH04	POHHN06	POHHG06		
POHH06	POHHN08	POHHG08		
POHH08				

PLUG



POH

Thread(R)	Thread(NPT)	Thread(G)	G	QYT
POHM5	POHM01	POHG01		
POH01	POHN02	POHG02		
POH02	POHN03	POHG03		
POH03	POHN04	POHG04		
POH04	POHN06	POHG06		
POH06	POHN08	POHG08		
POH08				

In & Out Thread



PZ

Thread(R)T1 Thread(G)T2	Thread(NPT)T1 Thread(NPT)T2	Thread(G)T1 Thread(R)T2	G	QYT
PZ02-G01	PZN02-N01	PZG02-G01		
PZ03-G01	PZN03-N01	PZG03-G01		
PZ03-G02	PZN03-N02	PZG03-G02		
PZ04-G01	PZN04-N01	PZG04-G01		
PZ04-G02	PZN04-N02	PZG04-G02		
PZ04-G03	PZN04-N03	PZG04-G03		
PZ06-G02	PZN06-N02	PZG06-G02		
PZ06-G03	PZN06-N03	PZG06-G03		
PZ06-G04	PZN06-N04	PZG06-G04		

Male Stud Branch Tee



PMT

Thread(R)	Thread(NPT)	G	QYT
PMT01	PMTN01		
PMT02	PMTN02		
PMT03	PMTN03		
PMT04	PMTN04		
PMT06	PMTN06		
PMT08	PMTN08		

Male Tee



PSMT

Thread(R)	Thread(NPT)	G	QYT
PSMT01	PSMTN01		
PSMT02	PSMTN02		
PSMT03	PSMTN03		
PSMT04	PSMTN04		
PSMT06	PSMTN06		
PSMT08	PSMTN08		

Male to Female Tee



PSFT

Thread(R)	Thread(NPT)	G	QYT
PSFT01	PSFTN01		
PSFT02	PSFTN02		
PSFT03	PSFTN03		
PSFT04	PSFTN04		
PSFT06	PSFTN06		
PSFT08	PSFTN08		

Equal Female Tee



PFT

Thread(R)	Thread(NPT)	G	QYT
PFT01	PFTN01		
PFT02	PFTN02		
PFT03	PFTN03		
PFT04	PFTN04		
PFT06	PFTN06		
PFT08	PFTN08		

Male Run Tee



PMST

Thread(R)	Thread(NPT)	G	QYT
PMST01	PMSTN01		
PMST02	PMSTN02		
PMST03	PMSTN03		
PMST04	PMSTN04		
PMST06	PMSTN06		
PMST08	PMSTN08		

Double male to Femle



PMMT

Thread(R)	Thread(NPT)	G	QYT
PMMT01	PMMTN01		
PMMT02	PMMTN02		
PMMT03	PMMTN03		
PMMT04	PMMTN04		
PMMT06	PMMTN06		
PMMT08	PMMTN08		

Male Barb



PHTM

Tube(Metric) – Thread(R)	Tube(Metric) – Thread(G)	Tube(Inch)– Thread(NPT)	G	QYT
PHTM05-01	PHTM05-G01	PHTM05-N01		
PHTM05-02	PHTM05-G02	PHTM05-N02		
PHTM07-01	PHTM07-G01	PHTM07-N01		
PHTM07-02	PHTM07-G02	PHTM07-N02		
PHTM08-01	PHTM08-G01	PHTM08-N01		
PHTM08-02	PHTM08-G02	PHTM08-N02		
PHTM09-01	PHTM09-G01	PHTM09-N01		
PHTM09-02	PHTM09-G02	PHTM09-N02		
PHTM09-03	PHTM09-G03	PHTM09-N03		
PHTM10-01	PHTM10-G01	PHTM10-N01		
PHTM10-02	PHTM10-G02	PHTM10-N02		
PHTM10-03	PHTM10-G03	PHTM10-N03		
PHTM12-02	PHTM12-G02	PHTM12-N02		
PHTM12-03	PHTM12-G03	PHTM12-N03		
PHTM12-04	PHTM12-G04	PHTM12-N04		
PHTM17-03	PHTM17-G03	PHTM17-N03		
PHTM17-04	PHTM17-G04	PHTM17-N04		
PHTM18-03	PHTM18-G03	PHTM18-N03		
PHTM18-04	PHTM18-G04	PHTM18-N04		

Female Y



PYF

THREAD(G)	Thread(NPT)	G	QYT
PYF G01	PYF N01		
PYF G02	PYF N02		
PYF G03	PYF N03		
PYF G04	PYF N04		

Female Barb



PHTF

Tube(Metric) – Thread(R)	Tube(Metric) – Thread(G)	Tube(Inch)– Thread(NPT)	G	QYT
PHTF05-01	PHTF05-G01	PHTF05-N01		
PHTF05-02	PHTF05-G02	PHTF05-N02		
PHTF07-01	PHTF07-G01	PHTF07-N01		
PHTF07-02	PHTF07-G02	PHTF07-N02		
PHTF08-01	PHTF08-G01	PHTF08-N01		
PHTF08-02	PHTF08-G02	PHTF08-N02		
PHTF09-01	PHTF09-G01	PHTF09-N01		
PHTF09-02	PHTF09-G02	PHTF09-N02		
PHTF09-03	PHTF09-G03	PHTF09-N03		
PHTF10-01	PHTF10-G01	PHTF10-N01		
PHTF10-02	PHTF10-G02	PHTF10-N02		
PHTF10-03	PHTF10-G03	PHTF10-N03		
PHTF12-02	PHTF12-G02	PHTF12-N02		
PHTF12-03	PHTF12-G03	PHTF12-N03		
PHTF12-04	PHTF12-G04	PHTF12-N04		
PHTF17-03	PHTF17-G03	PHTF17-N03		
PHTF17-04	PHTF17-G04	PHTF17-N04		
PHTF18-03	PHTF18-G03	PHTF18-N03		
PHTF18-04	PHTF18-G04	PHTF18-N04		

Female to Male Y



PYT

Thread(R)	Thread(NPT)	G	QYT
PYT 01	PYTN 01		
PYT 02	PYTN 02		
PYT 03	PYTN 03		
PYT 04	PYTN 04		

Male Elbow Barb



PLB

Tube(Metric) – Thread(R)	Tube(Metric) – Thread(G)	Tube(Inch)– Thread(NPT)	G	QYT
PLB05-01	PLB05-G01	PLB05-N01		
PLB05-02	PLB05-G02	PLB05-N02		
PLB07-01	PLB07-G01	PLB07-N01		
PLB07-02	PLB07-G02	PLB07-N02		
PLB08-01	PLB08-G01	PLB08-N01		
PLB08-02	PLB08-G02	PLB08-N02		
PLB09-01	PLB09-G01	PLB09-N01		
PLB09-02	PLB09-G02	PLB09-N02		
PLB09-03	PLB09-G03	PLB09-N03		
PLB10-01	PLB10-G01	PLB10-N01		
PLB10-02	PLB10-G02	PLB10-N02		
PLB10-03	PLB10-G03	PLB10-N03		
PLB12-02	PLB12-G02	PLB12-N02		
PLB12-03	PLB12-G03	PLB12-N03		
PLB12-04	PLB12-G04	PLB12-N04		
PLB17-03	PLB17-G03	PLB17-N03		
PLB17-04	PLB17-G04	PLB17-N04		
PLB18-03	PLB18-G03	PLB18-N03		
PLB18-04	PLB18-G04	PLB18-N04		

Female Bulkhead



PMFM

Thread(R)T1 – Thread(R)T2	G	QYT
PMFM M10–M5		
PMFM M16–G01		
PMFM M20–G02		
PMFM M26–G03		
PMFM M28–G04		

Equal Female Cross



PFC

THREAD(G)	Thread(NPT)	G	QYT
PFC G01	PFC N01		
PFC G02	PFC N02		
PFC G03	PFC N03		
PFC G04	PFC N04		

Barb Union



PBB

Tube	G	QYT
PBB 05		
PBB 07		
PBB 08		
PBB 09		
PBB 10		
PBB 12		
PBB 17		
PBB 18		

Equal Female To Male Cross



PFCT

Thread(R)	Thread(NPT)	G	QYT
PFCT 01	PFCT N01		
PFCT 02	PFCT N02		
PFCT 03	PFCT N03		
PFCT 04	PFCT N04		

Barb T



PTB

Tube	G	QYT
PTB 05		
PTB 07		
PTB 08		
PTB 09		
PTB 10		
PTB 12		
PTB 17		
PTB 18		

诚征代理

区域代理具备条件

- ●代理商必须是中国区域，注册资金在 50 万人民币以上合法法人。
- ● 对液压快速接头、气动快速接头、管接头等产品的销售具有5年以上工作经验，年销售额在50万元以上，以诚信为原则做生意的公司、商行。
- ● 经营店面所在地必须处在市级以上城市，拥有 100 平方米以上的店面， 200 平方米以上仓库。
- ● 同意只代理使用我公司（QPE)品牌和商标的所有液压快速接头、气动快速接头、管接头等产品。
- ● 同意采取款到发货，或经双方友好洽谈后，同意按规定时间结算货款方式付款。

产品优势

本公司从2003年开始生产各种规格的液压快速接头、气动快速接头、管接头的工厂一起共有12000平方米厂房，135多台数控和专机，具有完整的对本公司生产产品的物理、化学、机械性能测试的实验室和设备。公司常规产品库存充足，可以随时为各代理商发货。到2013年为止产品100%出口到英国、美国、德国、意大利、丹麦、西班牙、比利时、俄罗斯等世界上发达国家和中东地区公司 。产品质量做到国内同行一流，国外同行领先水平，与国际上著名企业，如PARKER、HANSEN、EATON、FASTER、STUCCHI、RECTUS 等 产品可以互换使用，可以用本公司产品代替广大用户正在使用的国外产品。

本公司本着质量第一、信誉至上的宗旨，并给予用户以最竞争的市场价格。 若我司产品有任何质量问题，我司同意免费为广大用户更换产品。

2015年起开始建立全国统一销售网络，并对部分城市实施区域代理制，为销售代理商获得理想效益。

区域代理申请表

公 司 名 称		公 司 地 址	
开 户 银 行		税 务 登 记 证	
银 行 帐 号		邮 政 编 码	
法 人 代 表		电 话	
负 责 人		传 真	
电 子 邮 件		公 司 网 址	
贵公司规模		经 营 年 份	
现经营产品		现销售网络\地区	
申请代理产品	_____液压、气动快速接头、管接头代理		
预计产品销量	第一年：_____ 第二年：_____		
备 注			

申请程序

- ● 阅读“区域代理”具备条件，符合“区域代理”条件者填写申请表、营业执照、税务登记证复印件及有关证件信息传真或“ email ”至我公司。
- ● 我公司审核后给予申请者回复
- ●到我公司签定“区域代理合同”
- ●若有需要，我公司提供区域代理门面广告牌设计（可与贵方其它产品混合放一起），由贵方提供制作成本费
- ●与我公司保持良好的沟通

NOTES